

Bluetooth Wireless Outdoor Garden Speaker Instructions

Limited Warranty

FutureVision, LLC warrants to the original purchaser, that its products are free from defects in material and workmanship for 30 days from the date of original purchase. If during the 30 day warranty period your new product is found to be defective, FutureVision, LLC will repair or replace the product, without charge for parts or labor provided the product was not altered or damaged through negligence, accident, or improper operation. This warranty is valid for the original (initial) purchaser of the product only when obtained from an authorized dealer.

All warranty claims must be accompanied by a copy of the sales receipt or bill of sale. Because it is impossible to publicize all changes in every product, we reserve the right to make such changes without notice.

FutureVision, LLC makes no other warranty of any kind, expressed or implied, and all implied warranties, are hereby disclaimed by FutureVision, LLC and excluded from this warranty. FutureVision, LLC, the manufacturer, distributor, and seller shall not be liable for any injury, loss or damage, incidental or consequential, arising out of the use or intended use of the product.

FCC This device complies with part 15 of the FCC Rules. Operation is subject to the following two conditions: (1) This device may not cause harmful interference, and (2) this device must accept any interference received, including interference that may cause undesired operation.

Note: This equipment has been tested and found to comply with the limits for a Class B digital device, pursuant to Part 15 of the FCC Rules. These limits are designed to provide reasonable protection against harmful interference in a residential installation. This equipment generates, uses and can radiate radio frequency energy and, if not installed and used in accordance with the instructions, may cause harmful interference to radio communications. However, there is no guarantee that interference will not occur in a particular installation. If this equipment does cause harmful interference to radio or television reception, which can be determined by turning the equipment off and on, the user is encouraged to try to correct the interference by one or more of the following measures:

- Reorient or relocate the receiving antenna.
- Increase the separation between the equipment and receiver.
- Connect the equipment into an outlet on a circuit different from that to which the receiver is connected.

Consult the dealer or an experienced radio/TV technician for help. Warning: Changes or modifications to this unit not expressly approved by the part responsible for compliance could void the user's authority to operate the equipment.

Changes or modifications not expressly approved by FutureVision, LLC could void the user's authority to operate this device.

FCC Radiation Exposure Statement
The device has been evaluated to meet general RF exposure requirement. The device can be used in portable exposure condition without restriction.

FutureVision, LLC 41 James Way Easton, NJ 07724 732-542-8400 Made in China	As part of our commitment to excellence in FutureVision™ products, Intellectual Solutions and/or its affiliates routinely improves the designs, materials, or production methods of its existing products. Because it is impractical to publicize all changes in every product, we reserve the right to make such changes without notice.
--	---

©2018 Intellectual Solutions, Inc. All Rights Reserved.
All trademarks, designs, logos and images are the exclusive property of FutureVision, LLC and/or its affiliates. All Rights Reserved.
US & FOREIGN INTELLECTUAL PROPERTY RIGHTS PENDING

The Bluetooth® word mark and logos are registered trademarks owned by the Bluetooth® SIG, Inc. and any use of such marks by (licensee name) is under license. Other trademarks and trade names are those of their respective owners.

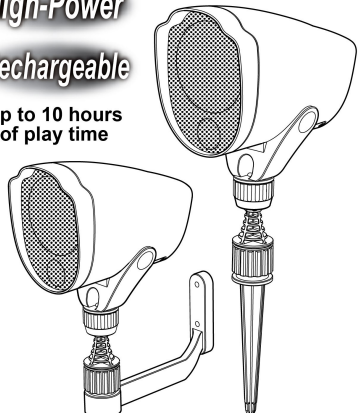


VR100BTGS

Bluetooth® WIRELESS OUTDOOR GARDEN SPEAKER

High-Power
Rechargeable

Up to 10 hours of play time



Garden Speaker, USB Charging Cable, and 2 Mount Options Included

• Please read this manual carefully before using.



Rev. 07/018

Back



Front



Your **Bluetooth® WIRELESS OUTDOOR GARDEN SPEAKER** is built for outdoor use. To get the best performance from your speaker, please do the following:

Charge your **Bluetooth® WIRELESS OUTDOOR GARDEN SPEAKER** completely before each use with the USB Cord included. You should get up to 10 hours of play time with a full charge.

Bluetooth® works with Bluetooth 4.2 and below with up to a 60' range, if sound becomes unclear, move your Bluetooth® enabled device closer to the speaker.

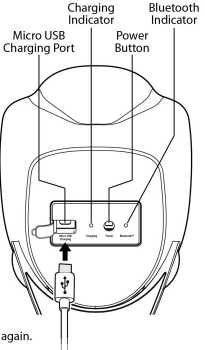
Bring your **Bluetooth® WIRELESS OUTDOOR GARDEN SPEAKER** indoors during extreme cold, heavy rain, or melting snow. Do not place it in standing water.

Do not charge your **Bluetooth® WIRELESS OUTDOOR GARDEN SPEAKER** in a wet environment.

The **Bluetooth® WIRELESS OUTDOOR GARDEN SPEAKER** must be powered "On" when charging. The charging indicator will be red. Once the battery is full, the light will change to green.

Power and Pairing

- Your speaker will automatically enter into pairing mode when you power it on by pressing the Power Button. The Bluetooth® indicator will flash green and you will hear an indicator tone letting you know your speaker is ready to pair. If you are pairing two speakers at once, make sure both speakers are "On" before going to the next step.
- Go to your music device's Bluetooth® setup screen and connect to "VR3" as shown on the screen. Follow your device's instructions.
- Once connected, the Bluetooth® indicator will be a steady green and a tone will sound.
- If there is no Bluetooth® signal for 30 minutes, the speaker will automatically turn off.
- To turn off, press the Power Button again.

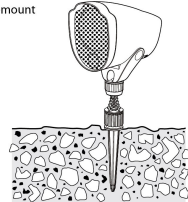


Charging

- When the battery voltage falls below 3 Volts, the red charging indicator light will flash and a prompt tone will sound.
- Insert the USB Charging Cable provided into the charging port and charge until the power button turns green again. Remember, the speaker must be powered "ON" while charging.

Dual mounting options (included):

Ground stake for in-ground use, wall-mount bracket to attach to any flat surface.



Inside



Inside



Instructions size: 8.5"H.x5.5"W. (Folded)

Free Manuals Download Website

<http://myh66.com>

<http://usermanuals.us>

<http://www.somanuals.com>

<http://www.4manuals.cc>

<http://www.manual-lib.com>

<http://www.404manual.com>

<http://www.luxmanual.com>

<http://aubethermostatmanual.com>

Golf course search by state

<http://golfingnear.com>

Email search by domain

<http://emailbydomain.com>

Auto manuals search

<http://auto.somanuals.com>

TV manuals search

<http://tv.somanuals.com>