

by stacking the pegs. Look at the yellow animal mat together. Make an animal sound, then ask children to place a peg on the corresponding animal on the mat. Reverse roles. Ask children to make animal sounds, then you place the peg on the animal.

COLOR PATTERNS

Interlock two or more mats together and place them with the solid color side face up. Make a pattern by placing different color pegs in a row. For example, place red, blue, red, blue, red. Ask children, "Can you guess what color peg should come next?" If they guess correctly, they add that color peg to the row. Help children continue the pattern. You may make the pattern more complex by using 3 or 4 color pegs or by repeating a color.

ALSO FROM LEARNING RESOURCES®:

LER 0591 Rainbow Stacking Pegs
LER 0567 Jumbo Sorting Beads and Activity Cards



For a dealer near you, call
(800) 222-3909 (U.S. & Canada)
(01553) 762276 (U.K.)

© Learning Resources, Inc., Vernon Hills, IL (U.S.A.)
Learning Resources, Kings Lynn, Norfolk (U.K.)
Made in China.

LEARNING RESOURCES®


LER 0593



FOR USE WITH
RAINBOW STACKING PEGS (LER 0591)

Create a colorful farm scene with these versatile play mats. Interlocking mats feature adorable farm illustrations that reinforce counting, sorting, patterning, color, and shape recognition. Use the reverse side for free play fun!

Set of 4 mats:



A C T I V I T I E S

JUST FOR FUN

Before you begin the structured activities that follow, allow children time for free play. Help children interlock the mats together to form a large play mat. The mats can be arranged in a variety of ways (L-shape, one long row, a large square, zigzag). Let children discover for themselves different ways to play with the pegs.

THE RED BARN

Help children identify the shapes on the red barn play mat. Point out the large rectangle around the outside of the barn, the square barn door, and the triangle at the bottom of the door. Encourage children to use pegs to outline these shapes. Ask children if they can find any other shapes on the barn play mat.

PLACEMENT PLAY

Use the red barn play mat to show position words. For example, ask children to:

- * put a peg above the horse
- * put a peg below the hen
- * put a peg at the top of the barn
- * put a peg outside of the barn

Then, place a peg on the mat and ask children to describe the peg's position.

HOW DOES YOUR GARDEN GROW?

Use the green garden play mat to encourage color sorting. Ask children, "What color are the carrots in the garden?" Then have children fill in the row of carrots with the same color pegs. Repeat this activity with the other fruits and vegetables on the mat.




THE GARDEN GAME

Ask children to place five different color pegs (one per row) at the top of each row of fruits or vegetables. Place the rest of the pegs, five colors only, in an opaque container (a box or a paper bag). Children can take turns picking a peg and placing it in the row with the corresponding color. Play continues until one row in the garden is complete.




SORTING PENS

The blue play mat is perfect for sorting. Place a different color peg in each of the pens. Ask children to fill up each pen with matching color pegs. Help children make up stories as they fill in the pens. For example, "Pretend all of the purple pegs are pigs. It is time for the purple pigs to go into their pen to eat. Can you put the purple pigs in their pen?" Then ask, "What animals should we pretend the red pegs are?"



FARM ANIMAL COUNT UP

Encourage children to use the yellow animal play mat to count from 1 to 5. Ask children, "How many ducks do you see?" and "How many roosters do you see?", etc. Reinforce counting skills by inviting children to place pegs on each animal as they count out loud. Ask children, "Are there more pigs than cows?" and "Are there less sheep than pigs?" Make vertical towers with each row of pegs. Point out that the tower of "pigs" is much higher than the tower of "roosters."



IMAGINATIVE PLAY

Encourage children to use the farm scenes for imaginative play. Let children grow their "peg" vegetables as tall as they can

Free Manuals Download Website

<http://myh66.com>

<http://usermanuals.us>

<http://www.somanuals.com>

<http://www.4manuals.cc>

<http://www.manual-lib.com>

<http://www.404manual.com>

<http://www.luxmanual.com>

<http://aubethermostatmanual.com>

Golf course search by state

<http://golfingnear.com>

Email search by domain

<http://emailbydomain.com>

Auto manuals search

<http://auto.somanuals.com>

TV manuals search

<http://tv.somanuals.com>