


6 Switch Settings, Adjustments and Indicators



7 Warranty

Marshall Electronics warrants to the first consumer, that this V-R44P-DVI Quad 3.5 inch LCD rack mounted monitor set will, under normal use, be free from defects in workmanship and materials, when received in its original container, for a period of one year from the purchase date.

This warranty is extended to the purchasing end user only and proof of purchase is necessary to honor the warranty. If there is no proof of purchase provided with a warranty claim, Marshall Electronics reserves the right not to honor the warranty set forth above. Therefore, labor and parts may be charged to you.

This warranty does not apply to product exterior and cosmetics. Misuse, abnormal service or handling, improper alterations or modifications in design or construction, voids this warranty. No sales personnel of the seller, nor any other person is authorized to make any warranties other than those described above, or to extend the duration of any warranties on behalf of Marshall Electronics, beyond the time period described above.

An extra note about LCD displays: It is considered normal for a minimal amount of pixels, not to exceed three, to fail on the periphery of the display active viewing area. Marshall Electronics has the option to reserve service for display pixel failure if deemed unobtrusive to effective use of the monitor by our technicians.

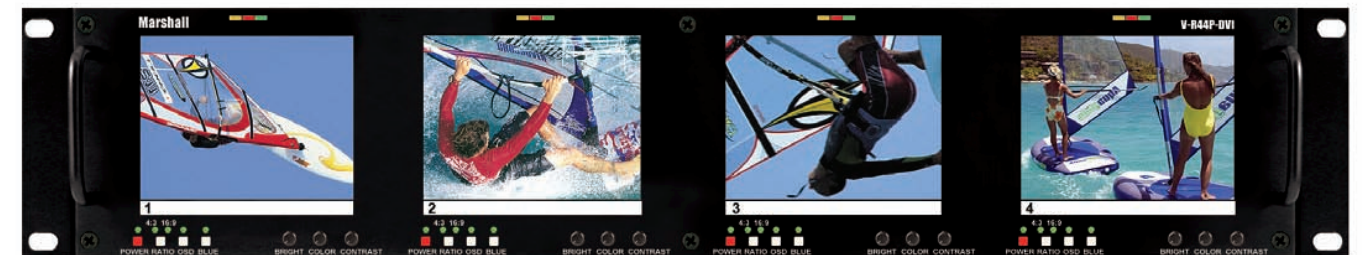
Due to constant effort to improve products and product features, specifications may change without notice.

08/17/06

Marshall Electronics

1910 East Maple Ave.
El Segundo, CA 90245
Tel.: 800-800-6608 • Fax: 310-333-0688
www.LCDRacks.com
Email: sales@lcdracks.com

V-R44P-DVI Users Guide



Product Overview	1
Features	2
Specifications	3
Operational Setup	4
Connectors	5
Switch Settings, Adjustments and Indicators	6
Warranty	7

1 Product Overview

The Rack mounted and tiltable **V-R44P-DVI** represents leading edge technology in TFT-Megapixel™ imaging for broadcast and professional video applications featuring Advanced Resolution, Anti Glare TFT screens with completely digital signal processing. DVI, HDMI, VGA and YPbPr signals are accepted and displayed on each screen of this model. All video formats are scaled to fit on screen in the highest resolution using a state of the art LSI that incorporates 4x4 pixel interpolations with precision Gamma correction to produce the best images available. Each screen is calibrated to SMPTE standards for gamma and color temperature.

2 Features

- Small Footprint – occupies only 2RU of a standard EIA 19 inch rack
- Lightweight – weighs less than 5 pounds
- All adjustments and selections are readily available. No menus!
- Four 3.5-inch Advanced Definition 4:3 screens
- On screen display (OSD) on each screen to indicate signal format
- 100% digital processing
- High resolution scaling of all images
- Wide viewing angle - 100° horizontal and 50° vertical provides superior visibility when the viewer is not directly in front of the screen
- 250 candelas per square meter (cd/m²) luminance produces enhanced image quality in varying light and viewing conditions
- 350:1 ratio of contrast between black and white luminance values with response rates less than 30 ms results in excellent quality for moving images
- All inputs automatically terminate
- Includes V-PS12-5V-1 Universal power supply (U.L. class 2)
- Low Power Consumption – 10 Watts per screen typical
- Advanced LED backlight
- Tilt adjustment provides optimal horizontal view characteristics and flexible rack placement
- Dry erase label for each screen
- 4:3 and 16:9 screen aspect ratios
- Works with DVI, HDMI, VGA and YPbPr signals
- Blue Only mode for color adjustment
- Three Tally lamps per display

3 Specifications

Number of Screens	4
Display (Viewing Area)	3.5" diagonal (2.83"H x 2.07"V) (7.19cm x 5.26cm)
Viewing Angles	100°H x 50° V
Screen Colors (Bit Depth)	262,000 (18 Bit)
Color Gamut	SMPTE-C 72%
Screen Treatment	Anti Glare
Backlight	White LCD (10,000 hour life) (Field Replaceable)
Tally System	Separate Red, Green, Amber per display-GPI or TTL Low active
Color Temperature	D-65
Resolution (Dots)	640H x 480V (921,600 pixels RGB)
Dot Pitch	0.1125 mm (W) x 0.1095mm (H)
Contrast Ratio	350:1
Pixel Response	<30ms typical
Brightness (in cd/m ²)	250 cd/m ²
System	DVI, HDMI, VGA, YPbPr
Dimensions	19.12"W x 3.5"H x 2.5"D (48.6cm x 8.9cm x 6.35cm)
Approx. Weight	5 lbs
Power Consumption	12VDC/40 watts. – (5.5 Amps max - UL Class 2 supply included)
Operating Temperature	0° C to 60° C
Input Connectors per screen	DVI-I

4 Operational Setup

1. Unpack the V-R44P-DVI and accompanying V-PS12-5V-1 power supply. Physically inspect for any damage that may have occurred during shipping. Should there be any damage, immediately contact Marshall Electronics at 800-800-6608. If you are not located within the continental United States call +1 310-333-0606.
2. After inspection, install in your desired location of a standard EIA 19-inch equipment rack. Adequate ventilation is required when installed to prevent possible damage to the V-R44P-DVI internal components.
3. Connect required cables for signal input. To connect HDMI, VGA and YPbPr signals, please, use adaptors.
4. Plug the V-PS12-5V-1 power supply into the A.C. source.
5. Attach twist lock power connection from V-PS12-5V-1 power supply to the back of the unit.
6. Turn on each screen of the V-R44P-DVI by depressing the power switch located on the front of the unit.

5 Connections

Cables / Adaptors (Optional)	
VC-DVI-DVI-06 MM-DL	DVI Male to Male Digital 6ft Cable Dual Link
VC-DVI-DVI-06 MM-SL	DVI-I Male to Male Digital 6ft Cable Single Link
VC-HDMI-HDMI-06 MM	HDMI Male to Male Digital 6ft Cable
VA-DVI-DB15-MF	DVI Analog Male to VGA-HD15 Single Link Adapter
VA-DVI-HDMI-MF-SW	DVI Male to HDMI Female Swivel Adapter Dual Link
RGB-5HD15-XX	5BNC-HD15 RGB Coax

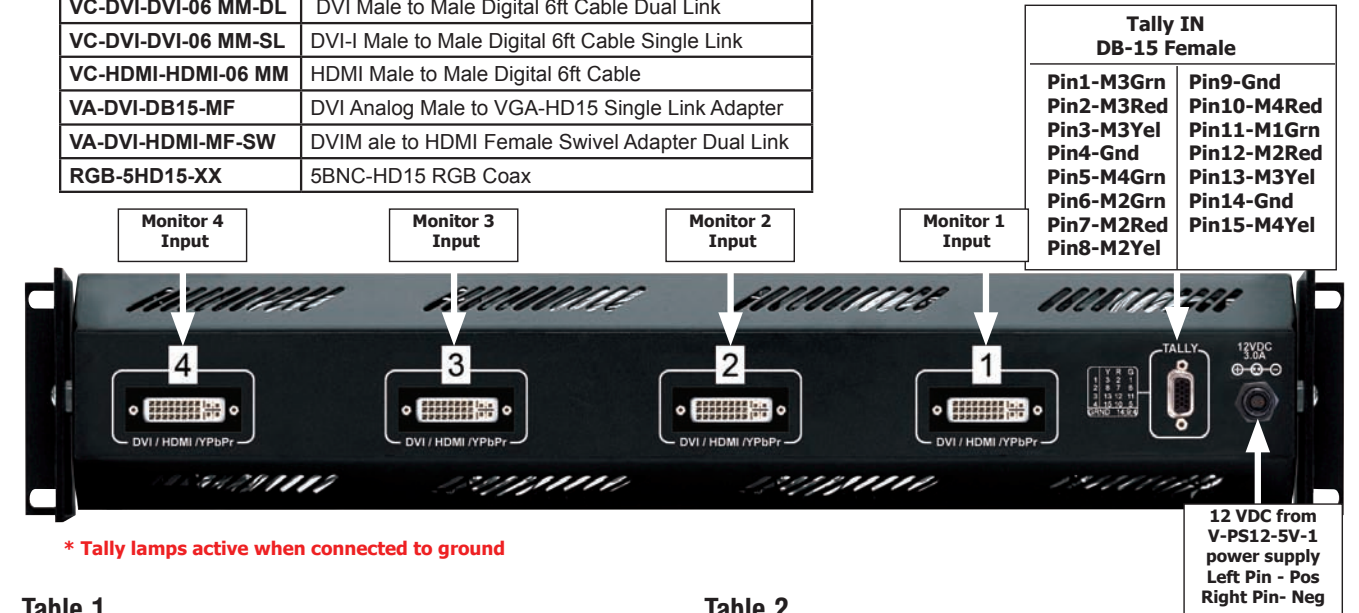


Table 1

Computer DVI(digital) and VGA(analog) Signals supported (VGA required adapter to DVI)

Input Signal Type and aspect	DVI-D		VGA
	4x3	16x9	4x3
640 x 480 60Hz	Y	Y	Y
640 x 480 75Hz	Y	Y	X
640 x 480 85Hz	Y	Y	X
800 x 600 60Hz	Y	Y	Y
800 x 600 75Hz	Y	Y	X
800 x 600 85Hz	Y	Y	X
1024 x 768 60Hz	Y	Y	Y
1024 x 768 75Hz	Y	Y	X
1024 x 768 85Hz	Y	Y	X

Table 2

Video HDMI(digital) and YPbPr(analog) Signals supported (x=not available) (HDMI requires adapter to DVI)

Input Signal Type and aspect	Y Pr Pb		DVI	
	4x3	16x9	4x3	16x9
720 x 486 60i	Y	Y	x	x
720 x 576 50i	Y	Y	x	x
1280 x 720 60P	Y	Y	Y	Y
1280 x 720 50P	Y	Y	Y	Y
1280 x 720 30P	Y	Y	x	x
1280 x 720 29.97P	Y	Y	x	x
1280 x 720 25P	Y	Y	x	x
1280 x 720 24P	Y	Y	x	x
1280 x 720 23.98P	Y	Y	x	x
1920 x 1080 60i	Y	Y	Y	Y
1920x1080 59.94i	Y	Y	Y	Y
1920 x 1080 50i	Y	Y	Y	Y
1920 x 1080 30P	Y	Y	Y	Y
1920x1080 29.97P	Y	Y	Y	Y
1920 x 1080 25P	Y	Y	Y	Y
1920 x 1080 24P	Y	Y	Y	Y
1920 x 1080 24Psf	Y	Y	Y	Y

Free Manuals Download Website

<http://myh66.com>

<http://usermanuals.us>

<http://www.somanuals.com>

<http://www.4manuals.cc>

<http://www.manual-lib.com>

<http://www.404manual.com>

<http://www.luxmanual.com>

<http://aubethermostatmanual.com>

Golf course search by state

<http://golfingnear.com>

Email search by domain

<http://emailbydomain.com>

Auto manuals search

<http://auto.somanuals.com>

TV manuals search

<http://tv.somanuals.com>