



## LED PAR Lamp



95+ CRI



40°



20W



25,000 hr



Dimming

The Sharp LED PAR lamps deliver exceptional color rendering in a high efficiency, long-life lighting solution ideally suited for most indoor lighting applications. With precise beam control and a selection of beam angles available, the Sharp LED PAR lamp out performs in applications ranging from general downlighting to sensitive display applications. Full dimming capability ensures compliance with the most demanding user.

Sharp LED PAR Lamps are not intended for use in applications where they may be exposed to wet conditions or weather, not intended for use in sealed luminaires, and not intended for use in emergency light fixtures or exit signage.

### BENEFITS

- Color Rendering Index of up to 95+ provides excellent color perception.
- Beam Angle of 40°
- Up to 90W equivalent halogen performance.
- Compatible with most dimmers, check [www.sharpledlighting.com](http://www.sharpledlighting.com) for details.
- RoHS compliant; constructed without toxic heavy metals — no mercury or lead.

### WEIGHT

1.4 lbs

### CERTIFICATIONS/LISTINGS

Energy Star and California Title 24 - Pending



Damp Locations

### WARRANTY

5 year limited warranty

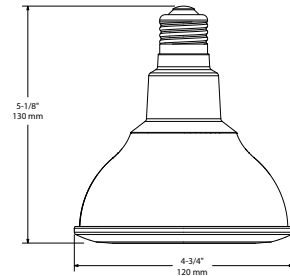
DATE \_\_\_\_\_ TYPE \_\_\_\_\_

FIRM NAME \_\_\_\_\_

PROJECT \_\_\_\_\_

COMMENTS \_\_\_\_\_

## DL-PAR38 40° Flood LED Lamp



Order Code	Lamp Shape	Base Type	Beam Angle (°)	Halongen Lamp Equivalence	Watts	Volts	Lumens Initial	CBCP	Initial Color Temp (K)	CRI	Lamp Efficacy (lm/W)	Rated Life (hrs)	MOL (in)	Description	Case Qty
DL-PAR3840BFE	PAR38	E26	40	90W	20	120	1090	2400	3000	95	50	25000	5.3	PAR38, 40° Beam, High CRI	6
DL-PAR3840BFG	PAR38	GU24	40	90W	20	120	1090	2400	3000	95	50	25000	5.3	PAR38, 40° Beam, High CRI	6

Subject to change without notice.

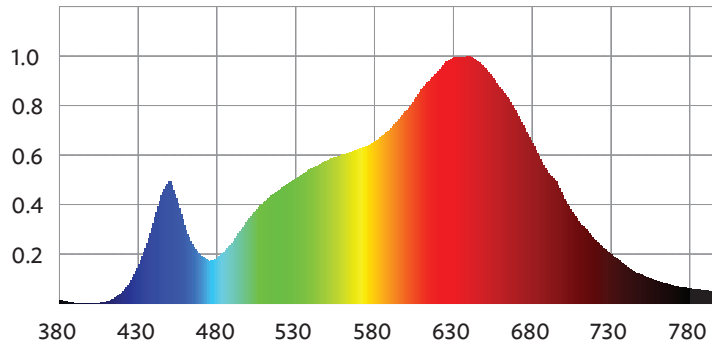
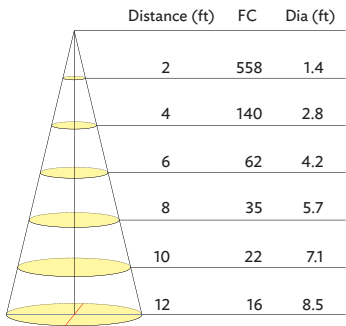
# LED PAR Lamp

## PHOTOMETRICS

### 40° Flood

CBCP (cd) 2400  
Beam 40°

Illuminance Cone Diagram



CRI	
Ra	96
R1	98
R2	98
R3	94
R4	93
R5	98
R6	97
R7	95
R8	97
R9	98
R10	96
R11	92
R12	94
R13	98
R14	96
R15	97

GAI	Gamut Area
67.1	0.00494

**LED lighting facts**  
A Program of the U.S. DOE

**Light Output (Lumens)** 1088  
**Watts** 20  
**Lumens per Watt (Efficacy)** 54

**Color Accuracy** 96  
Color Rendering Index (CRI)

**Light Color** 2932 (Warm White)  
Correlated Color Temperature (CCT)

2700K 3000K 4500K 6500K

All results are according to IESNA LM-79-2008, Approved Method for the Electrical and Photometric Testing of Solid-State Lighting. The U.S. Department of Energy (DOE) verifies product test data and results.

Visit [www.lightingfacts.com](http://www.lightingfacts.com) for the *Label Reference Guide*.

Registration Number: 32SN-16EQP6 (3/13/2013)  
Model Number: DLPAR3840BFE  
Type: Replacement Lamp - Directional (R38, PAR38)

# SHARP®

SHARP ELECTRONICS CORPORATION  
Sharp Plaza Blvd., Memphis, TN 38193  
1-877-312-5331 • Email: [LEDsupport@sharpusa.com](mailto:LEDsupport@sharpusa.com)  
[www.sharpledlighting.com](http://www.sharpledlighting.com)



## Free Manuals Download Website

<http://myh66.com>

<http://usermanuals.us>

<http://www.somanuals.com>

<http://www.4manuals.cc>

<http://www.manual-lib.com>

<http://www.404manual.com>

<http://www.luxmanual.com>

<http://aubethermostatmanual.com>

Golf course search by state

<http://golfingnear.com>

Email search by domain

<http://emailbydomain.com>

Auto manuals search

<http://auto.somanuals.com>

TV manuals search

<http://tv.somanuals.com>