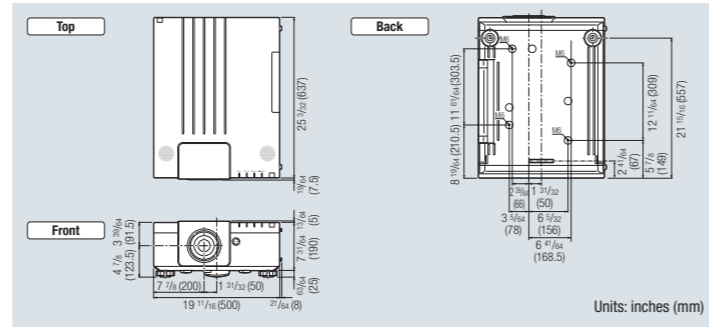


XG-P560W



Dimensions

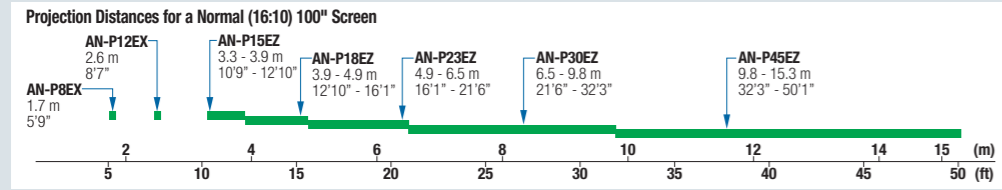


SHARP

XG-P560W
WXGA Three-Chip DLP® Projector

Optional Accessories

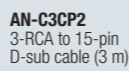
Lenses



Lamp



Cable



Remote Receiver



Ceiling Mounts

- AN-TK201 For high ceiling installation
- AN-TK202 For standard ceiling installation
- AN-P610T Ceiling-mount adaptor

Specifications

Model		XG-P560W
Display device		0.65" DLP® chip x 3
Resolution		WXGA (1280 x 800)
Brightness		5,200 ANSI lumens
Contrast ratio		1,800:1
Lens	F number	F2.5
	Zoom	Power, x1.25 (f=25.5 - 32.0 mm)
	Focus	Power
	Lens shift	Power (V: ±66%, H: ±35%)
	Picture size	
Projection distance		60": 2.4 - 2.9 m, 100": 3.9 - 4.9 m, 280": 11.0 - 13.7 m
Input signals	Computer RGB	UXGA***, SXGA+, SXGA*, WXGA*, XGA, SVGA, VGA Mac 21***, 19", 16", 13"
	DTV	1080P**, 1080i, 1035i, 720P, 576P, 576i, 540P, 480P NTSC, PAL, SECAM
Input terminals	HDMI	x1
	DVI-D (Compatible with HDCP)	x1
	Computer / Component (5-BNC)	x1
	Computer / Component (mini D-sub 15 pin)	x1
	S-Video (mini DIN 4pin)	x1
	Video (RCA)	x1
	Audio (ø3.5 mm stereo mini jack)	x3
Output terminals	Audio (RCA)	x2 (L/R)
	Computer / Component (mini D-sub 15 pin)	x1
Control and communication terminals	Audio (ø3.5 mm stereo mini jack)	x1 (variable audio output)
	LAN (RJ-45)	x1
	RS-232C (D-Sub 9 pin)	x1
	Wired remote (ø3.5 mm stereo mini jack)	x1
Horizontal frequency		15 - 126 kHz
Vertical frequency		43 - 200 Hz
Speaker		3 W x 2 (stereo)
Fan noise		37 dB (Eco mode off), 34 dB (Eco mode on)
Projection lamps		280 W x 2
Lamp life		2,000 hours (Eco mode off), 3,000 hours (Eco mode on)
On-screen display languages		English, German, Spanish, Dutch, French, Italian, Swedish, Portuguese, Russian, Polish, Turkish, Arabic, Persian, Simplified Chinese, Korean, Japanese
Rated voltage		AC 100-240 V
Rated frequency		50/60 Hz
Input current		7.7 A
Power consumption (standby)		755 W (16.7 W) with AC 100 V, 710 W (16.9 W) with AC 240 V
Heat dissipation		2,832 BTU/hour (Eco mode off) with AC 100 V, 2,663 BTU/hour (Eco mode off) with AC 240 V
Operation temperature		41°F to 104°F (+5°C to +40°C)
Dimensions (main body only) W x H x D		19.7" x 7.5" x 25.1" (500 x 190 x 637 mm)
Weight (approx.)		58.5 lbs. (26.5 kg) (with lens) / 55.2 lbs. (25.0 kg) (without lens)
Supplied accessories		Remote control (with backlight), two R-6 AA batteries, power cord (6' (1.8 m)), RGB cable (10' (3.0 m)), lens cap (attached), operation manual, CD-ROM

• The XG-P560W-N (with no lens included) is also available. • The figures in the specification chart above are values measured with the XG-P560W employing a standard lens or the optional AN-P18EZ lens.
 • Only computer signals and component signals input from the 15-pin mini D-sub input terminal or 5-BNC terminal are output from the 15-pin mini D-sub output terminal. • Audio signals input to the XG-P560W are output from the audio output terminals.
 • Design and specifications are current as of August 2008, but are subject to change without notice.
 ** Compatible in the advanced intelligent compression. ** Compatible in intelligent compression. *** Analogue RGB signal only. ** When this signal is input, the image is compressed before it is displayed on the screen.
 ** For the AN-P18EZ standard lens only. For the AN-P8EX, the picture size is 80" to 140". For other optional lenses it is 60" to 230".
 • DLP® and the DLP logo are registered trademarks of Texas Instruments. • All company and/or product names are trademarks and/or registered trademarks of their respective manufacturers. Sharp makes no warranties or representations of any kind with respect to these products.
 • The lamp life may vary depending on the usage condition. • Brightness values indicate overall average values of the product at the time of shipment and are stated based on ISO 21118-2005.



High-Performance Three-Chip DLP® Projector with WXGA Compatibility Provides Natural Colour Reproduction, High Brightness and Reliability for Large-Venue Applications



SHARP
SHARP CORPORATION OSAKA, JAPAN

© SHARP CORP. (AUG. 2008 PRINT) | E

Download from www.somanuals.com. All Manuals Search And Download.



Conference Series

High-Quality Three-Chip DLP® Projection System with 5,200 ANSI Lumen High Brightness, WXGA Compatibility and Convenient Operation and Maintenance for a Wide Variety of Applications in Large-Venue Installations

Cutting-Edge Optical Technology

WXGA Compatibility

The 16:9 wide-screen aspect ratio is becoming increasingly common for TV broadcasts and computers, and the XG-P560W uses wide-screen-compatible WXGA (1,280 x 800). WXGA (wide XGA) provides a viewing area 1.3 times wider than standard XGA (1,024 x 768). Cable and satellite broadcasts as well as DVD videos can be viewed in their full native size.

WXGA panel



The full native-size picture is displayed.

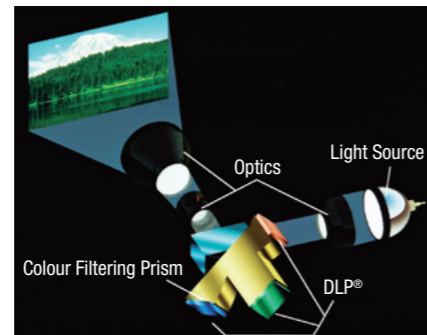
4:3 panel



Parts of the picture are not displayed.

Three-Chip DLP® Projection System

In a three-chip DLP® system, each DLP® chip processes only one of three colours (red, green or blue) in the white light source divided with prisms, providing stunning images without colour breaking even for large-venue displays.



Four-Mode Lamp Switchover System

XG-P560W employs a four-mode lamp switchover system (single/dual-lamp projection, Eco mode on/off). This allows you to choose the lamp arrangement to suit your needs. Plus, even if one lamp burns out, projection performance can be maintained by using the other lamp without interruption.

Image with dual-lamp projection



Image with single-lamp projection

*1 Brightness values indicate overall average values of the product at the time of shipment and are stated based on ISO 21118-2005.
*2 The brightness with Eco mode on is about 77% of the brightness with Eco mode off. The brightness for single-lamp projection is 50% ± 10% of the brightness for dual-lamp projection.
*3 The lifespan is measured at the surrounding temperature of 25°C. This is a reference value and is not guaranteed.

5,200 ANSI Lumen High Brightness with Unique Dual-Lamp System

With Sharp's advanced DLP® Optical Engine and dual 280-W high-brightness lamps, the XG-P560W achieves 5,200 ANSI lumen*¹ high brightness, delivering bright, clear images in large highly lit rooms.

1,800:1 High Contrast for Big-Screen Projection

The DLP® optical system prevents light leakage compared with LCD projection and provides sharper blacks in black parts and a 1,800:1 high contrast ratio.

Long-Life High-Performance DLP® Chip

DLP® chip formation with finely structured mirrors provides stable performance and delivers high-quality pictures for longer periods. The DLP® chip in the XG-P560W achieves a lifetime of 20,000 hours*³.


Sealed Optics

The optical mechanism of DLP® system projectors is sealed in its structure, preventing dust, dirt and smoke from entering core parts of the optics.

SHARP Computer and Video Integrated Composer (CV-IC) II System

Colour Management System

The level of colour shade, chroma and tone can be set for each of six colours (red, yellow, green cyan, blue, magenta), making possible more subtle adjustment of colour.



Example: The tone of only red parts in the picture can be enhanced.

Pattern-Matching Motion-Detective PMD-IP Conversion

With Pattern-Matching Motion-Detective PMD-IP Conversion, correlated pattern matching that was impossible with pixel conversion is measured by sampling the pattern information with a length of visual data. The resulting new pattern in the middle produces horizontally slanted lines and smoothes edges, providing high-quality pictures.

Enhanced Three-Two Pull-down (NTSC)*

Using the Film mode, the XG-P560W can beautifully reproduce movie film recorded in 24-Hz progressive format.

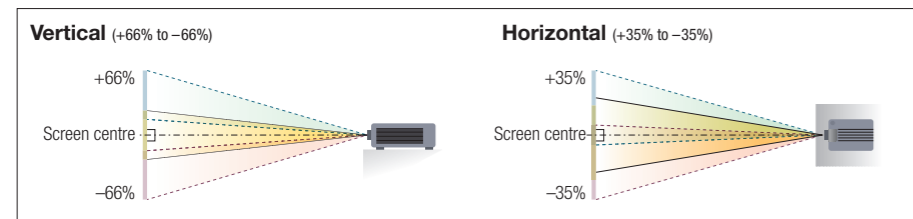
* This mode is includes Two-Two Pull-down for PAL signals including 50-fps images.

- Video Noise Reduction
- Scaling
- Picture-in-Picture

Flexible Installation System

Powered Vertical/Horizontal Lens Shift Control

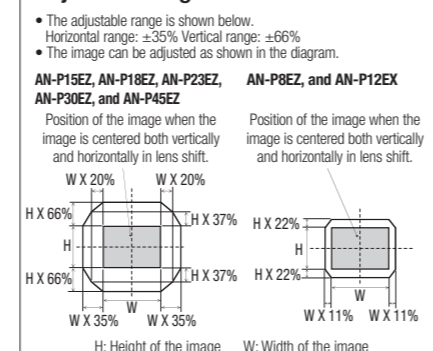
The powered lens shift control mechanism enables easy horizontal and vertical lens shift positioning to get the best viewing picture.



Seven Interchangeable Lenses

The XG-P560W may be used with seven optional interchangeable lenses to meet a wide variety of applications and projection situations. Plus, the bayonet system enables easy lens replacement.

Adjustable range



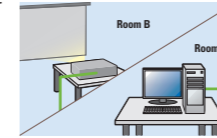
SHARP Unique Network System

Web Browser Control

Web browser control enables remote access and management of the projector by utilizing built-in firmware without the need for additional special software.

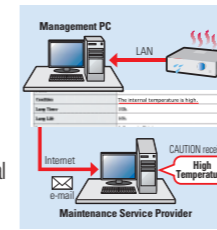
Remote Access for Control and Adjustment

Projector control functions, including power on, input select, volume, and AV mute, can be controlled and adjusted by a computer even in another room.



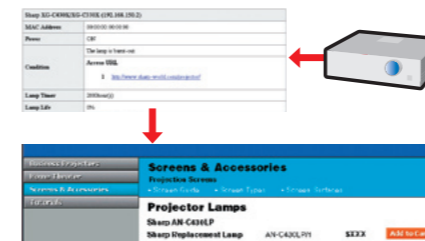
Diagnosis and Auto Email Alert

Email is automatically sent to appointed addresses when detecting an error message, such as the lamp going out, unusual heating or cooling fan breakdown.



Link to a Specific Website for Service and Support

The projector can be registered to a specific website for maintenance service and support. For example, the projector can send an error message, such as to notify that the lamp is burnt out, to a web address automatically selected. The address accessed for maintenance is also shown on the display.



Control with Downloadable Display Manager

A greater variety of network projector control options can be used when the Sharp Display Manager* is installed on the main computer.

Remote Access for Multiple and Group Projector Control

A management computer can control multiple projectors simultaneously.

Periodic/Error Diagnosis and Auto Email Alert

The Display Manager sends periodic reports and an error message as well as directly adjusts the projector gamma values and other projector conditions.

Theft Detection and Message (Network Surveillance System)

A warning message will appear on the screen of a computer when projector cables are disconnected.

PJLink™ Capability

The XG-P560W is compatible with devices that support PJLink™, enabling systems to be easily built for centralized management and operation using a controller.

For additional information about the PJLink™, visit <http://pjlink.jbmia.or.jp/english/>

Control System Compatibility

The XG-560W provides superior compatibility with various control systems such as Crestron, AMX and Extron.



Presentation Convenience

34dB Low Fan Noise (Eco Mode On)

The intelligent multiple-fan control system eliminates annoying sound during presentations and meetings.

Mechanical Shutter

The XG-P560W is equipped with a mechanical shutter that can momentarily black out a projected image when necessary. Also, the remote control has separate buttons for opening and closing the shutter.

Back-Lit Remote Control with Mouse

Applications with screen displaying presentation software such as PowerPoint® can be easily moved forward or backward and the cursor can be moved by remote control*. Plus, the remote control can be easily operated with a backlight.



* Optional AN-MR2 remote receiver is required.

Wide Range of Connection Terminals

The projector is equipped with a wide variety of AV/PC terminals including HDMI and HDCP-compatible DVI terminals to meet the needs of digital content.



Digital Keystone Correction

Conventional systems have difficulty adjusting a slanted screen horizontally and vertically without jag lines. The new system easily compensates for pictures projected on angles both horizontally and vertically by only spotting four points on the screen.

Even when projection on an angle is needed, preparation and adjustment are quick and easy, allowing you to start presentations smoothly and without hassle.

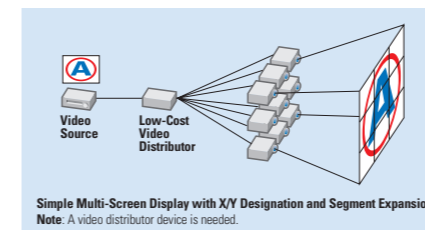
Presentation Support Tools

(Break Timer, Enlarge, Freeze)

Other Outstanding Features

Low-Cost Video Wall

Usually, a costly image-processing device is required to set up a video wall projection. However, this projector has built-in video wall capability that eliminates the need for additional costly equipment.



Stack Setting Function

Multiple projectors can be assigned master and slave functionality and connected with commercially available LAN cables. This allows you to control multiple projectors with one remote control during stack projection or video wall projection.

Direct Power Off Function

The Direct Power Off Function provides convenience for a variety of applications by keeping the cooling fan operating even after the power supply has been turned off. This lets users immediately unplug the projector and take it from the location because there is no need to wait for the projector to cool down. Along with Direct Power Off, the Direct Power On Function also helps control the power simultaneously for multiple projectors by using the room's primary power switch.

Customizable Gamma Correction

The projector's gamma values can be set directly from a computer using the Sharp Gamma Manager*.



* Sharp Display Manager and Gamma Manager can be downloaded from the Sharp Global Website for free. Sharp Global Website: <http://sharp-world.com/projector/>

- High-Speed Auto Response Adjust (ARA)
- Sharp Original Pull-Down Menu GUI (Graphical User Interface): 16 languages selectable.
- High-Quality Video Circuits (3D Y/C Separation Digital Comb Filter, Noise Reduction, Colour Transient and Y Delay, Colour Temperature Adjustment)
- New Auto Search
- Image Capture
- Keylock Function
- System Lock Function

Free Manuals Download Website

<http://myh66.com>

<http://usermanuals.us>

<http://www.somanuals.com>

<http://www.4manuals.cc>

<http://www.manual-lib.com>

<http://www.404manual.com>

<http://www.luxmanual.com>

<http://aubethermostatmanual.com>

Golf course search by state

<http://golfingnear.com>

Email search by domain

<http://emailbydomain.com>

Auto manuals search

<http://auto.somanuals.com>

TV manuals search

<http://tv.somanuals.com>