

QUICKFIT PADDED SLING

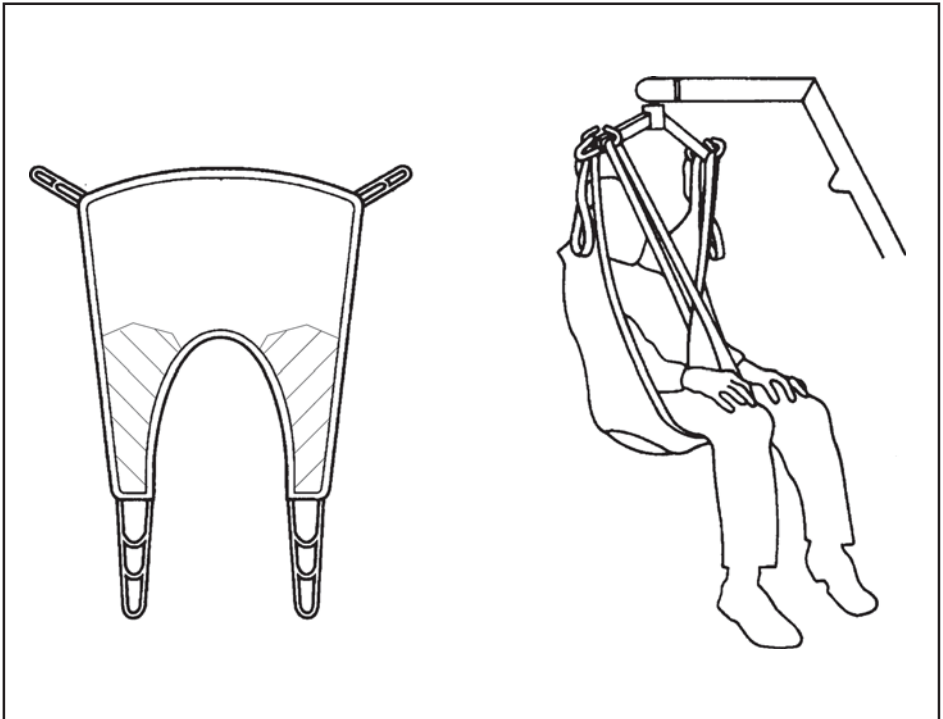


FITTING INSTRUCTIONS
TECHNICAL SPECIFICATIONS
WASHING INSTRUCTIONS



USER GUIDE FOR THE QUICKFIT PADDED SLING

The Quickfit Padded Sling is an easy fit general purpose sling designed to suit approx 85% of clients. It is available with head support and can be felt lined for additional comfort. It comes in five sizes, paediatric, small, medium, large and extra large. For extra comfort we would recommend the use of the extension bar as shown.

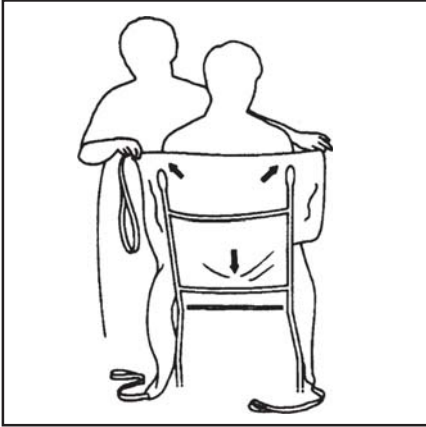


ADDITIONAL SLINGS ARE AVAILABLE TO SUIT INDIVIDUAL NEEDS.
YOU ARE ADVISED THAT YOU SHOULD ALWAYS SEEK THE ADVICE OF AN
AUTHORISED DEALER BEFORE PURCHASING.

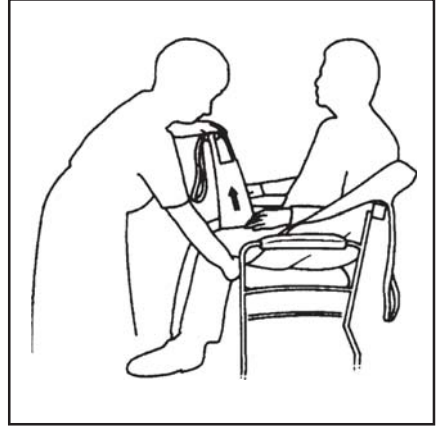
WE WILL BE PLEASED TO ADVISE YOU AS TO YOUR NEAREST AUTHORISED DEALER.



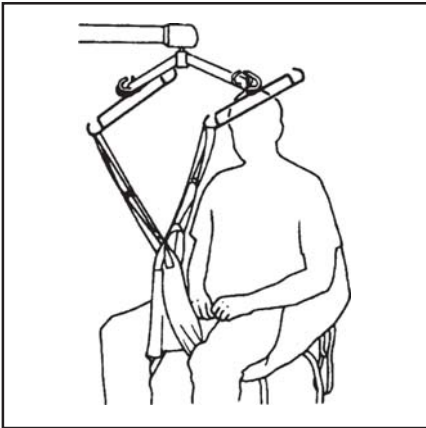
HOW TO FIT FROM SEATED POSITION



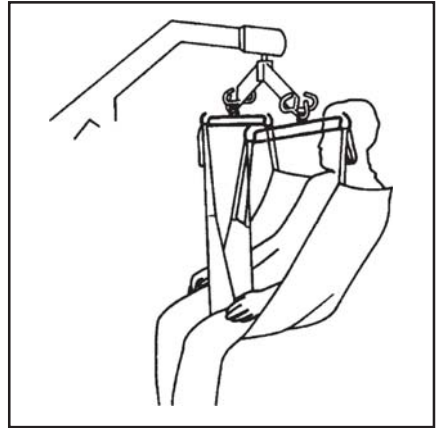
Ensure the hand grips and seams are on the outside and feed the sling down the back of the client, leaving the top of the commode aperture at the base of the spine. Check the sling is square at the shoulders.



Bring the longest leg piece stiffener forward so that it is parallel with the long bone of the thigh. Ensuring that the leg piece is not twisted, take the shortest leg piece stiffener under and up between the legs. Repeat this procedure for the other leg. Cross strap A through strap B.



Pass strap C up through strap B then repeat for other leg using strap D through strap A.

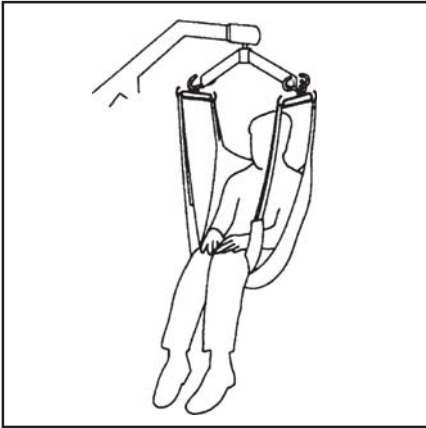


Check the sling is smooth under the and the position is comfortable. Move the hoist into position and attach the leg straps at the penultimate loop. Raise the hoist and attach the short loops at the shoulder to maintain an upright sitting position. The hoist may move towards the client as you do this. When reseating the client, the hand grips may be used to ensure good posture.

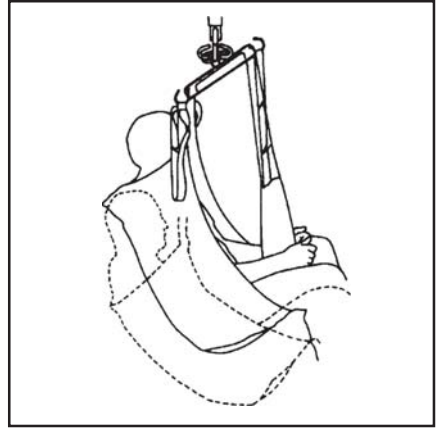
GOLDEN RULE: LONG IN THE LEG, SHORT IN THE SHOULDER

Part no. 374-90006
Rev A

ALTERNATIVE SEATED POSITION

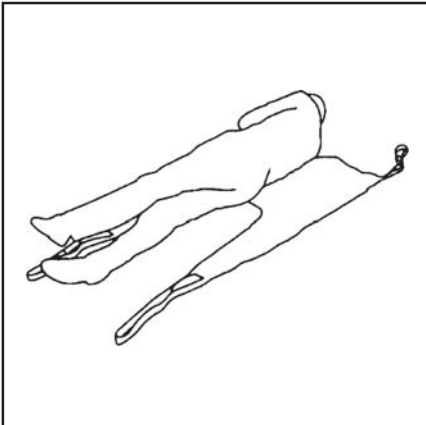


For closed leg positions, straps may be crossed under both legs and attached as shown. Ensure that you attach the leg straps C and D to the hoist passing them through straps A and B. This can provide additional comfort and can be used for some amputees.

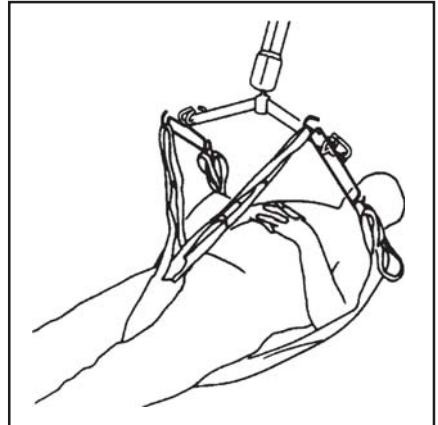


The longer you attach the shoulder straps, the more reclined the client will be.

HOW TO FIT FROM LYING POSITION



Draw sheet roll the client onto the sling, ensuring that the top of the commode aperture is at the base of the spine.



The longer you attach the shoulder straps, the more reclined the client will be.

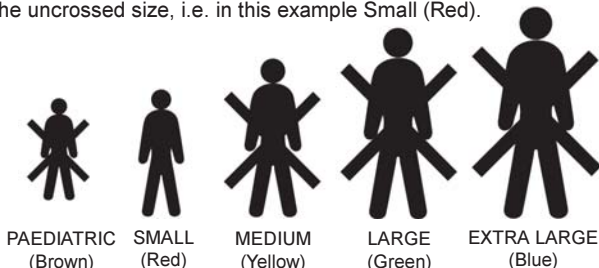
ENSURE THAT YOUR CLIENT'S HEAD IS SUPPORTED AT ALL TIMES

QUICKFIT PADDED SLING TECHNICAL SPECIFICATIONS

STANDARD	POLYESTER BS 5827
CERTIFICATE OF CONFORMITY	QUAD 151 ISSUE 1
SAFE WORKING LOAD	460lbs / 210kg

SIZING

Each sling is marked with the following colour coded symbols, four of which will be crossed. Your sling is the uncrossed size, i.e. in this example Small (Red).



WASHING INSTRUCTIONS

Each sling is marked with the following washing instructions:

DO NOT WASH WITH BLEACH

Bleach will damage material. Slings can suffer damage during washing and drying. Check sling before each use. Bleached, torn, cut, frayed or broken slings are unsafe and could result in serious injury or death to patient. Destroy and discard worn slings. Do not alter slings. Machine wash warm. Cool tumble dry, air dry or dry at very low temperature.



		US	UK	
ORDER CODE	PAEDIATRIC (BROWN)	NA	SL	1002P (Polyester)
	SMALL (RED)	NA	SL	1000P (Polyester)
	MEDIUM (YELLOW)	NA	SL	1003P (Polyester)
	LARGE (GREEN)	NA	SL	1006P (Polyester)
	EXTRA LARGE (BLUE)	NA	SL	1008P (Polyester)



Sunrise Medical Inc.
7477 East Dry Creek Parkway
Longmont CO 80503. USA
Tel: (303) 218 4600
(800) 333 4000
www.sunrisemedical.com



Sunrise Medical Limited
High Street Wollaston
West Midlands DY8 4PS England
Tel: 01384 44 66 88
Fax: 01384 44 66 99
www.sunrisemedical.com

Part no. 374-90006
Rev A

Free Manuals Download Website

<http://myh66.com>

<http://usermanuals.us>

<http://www.somanuals.com>

<http://www.4manuals.cc>

<http://www.manual-lib.com>

<http://www.404manual.com>

<http://www.luxmanual.com>

<http://aubethermostatmanual.com>

Golf course search by state

<http://golfingnear.com>

Email search by domain

<http://emailbydomain.com>

Auto manuals search

<http://auto.somanuals.com>

TV manuals search

<http://tv.somanuals.com>