

Dell OpenManage Version 8.0.1 Port Information Guide



Notes, Cautions, and Warnings

 **NOTE:** A NOTE indicates important information that helps you make better use of your computer.

 **CAUTION:** A CAUTION indicates either potential damage to hardware or loss of data and tells you how to avoid the problem.

 **WARNING:** A WARNING indicates a potential for property damage, personal injury, or death.

Copyright © 2014 Dell Inc. All rights reserved. This product is protected by U.S. and international copyright and intellectual property laws. Dell™ and the Dell logo are trademarks of Dell Inc. in the United States and/or other jurisdictions. All other marks and names mentioned herein may be trademarks of their respective companies.

2014 - 09

Rev. A00

Contents

1 Introduction.....	4
Server Build and Update Utility Deprecated	4
IT Assistant Deprecated.....	4
Accessing documents from Dell support site.....	5
Other Documents You May Need.....	5
Contacting Dell.....	6
2 Ports.....	8
Dell OpenManage Essentials.....	8
Management Stations.....	8
Managed Nodes.....	8
Dell Chassis Management Controller.....	10
OpenManage Integration for VMware vCenter.....	11
Virtual Appliance.....	12
Managed Nodes.....	12
Dell OpenManage Server Administrator.....	13
Dell OpenManage Storage Management.....	15
Dell Command Monitor (Dell OpenManage Client Instrumentation).....	16
Dell OpenManage Baseboard Management Utility.....	17
Dell Management Console.....	17
Dell OpenManage Powercenter	21
Management Stations.....	21
Managed Nodes.....	22
iDRAC8.....	22
iDRAC7 and iDRAC8.....	23
iDRAC6 for Rack and Tower Servers.....	24
iDRAC for Blade Servers.....	24
iDRAC6 Enterprise for Blade Servers.....	26
Dell Remote Access Configuration Tool (DRACT).....	27
Digital KVM.....	28
DRAC 5.....	28
DRAC 4.....	30
DRAC/MC.....	32

Introduction

The Dell OpenManage Port Information document helps system administrators and technicians to identify the ports used by the Dell OpenManage systems management software, standard operating system services, and other agent applications.

Server Build and Update Utility Deprecated

Dell recommends using the Embedded Management, Integrated Dell Remote Access Controller 8 (iDRAC8) with Lifecycle Controller instead of Dell Systems Build and Update Utility (SBUU). SBUU is replaced with Lifecycle Controller on Dell's 13th generation of PowerEdge servers.

iDRAC with Lifecycle Controller is an Embedded Systems Management application for operating system deployment and lifecycle management of PowerEdge servers. You can access Dell Lifecycle Controller by pressing **<F10>** during system boot up or through remote interface tools such as, iDRAC Web GUI, RACADM command-line interface, or Web Service Management (WS-Man) interface.

The local GUI of iDRAC8 with Lifecycle Controller allows you to do the following in a pre-OS environment:

- Hardware configuration
- Operating system and hypervisor deployments
- Hardware updates
- Hardware diagnostics

Lifecycle Controller is embedded on all Dell's 11th generation and later PowerEdge servers. No tools or downloads are required to use the capabilities of Lifecycle Controller. For more information, see the following documents available at dell.com/support/openmanagemanuals:

- *Dell Lifecycle Controller 2 Version <Version Number> User's Guide*
- *Dell Lifecycle Controller 2 Web Services Interface Guide*
- *Lifecycle Controller Integration Best Practices*

IT Assistant Deprecated

Starting Systems Management 7.2, the availability of IT Assistant on the SMTD DVD is removed. Contact service provider to download the web version of IT Assistant associated to Systems Management 7.2 release. IT Assistant will not be available in releases following 7.2.

We recommend to use Dell OpenManage Essentials as replacement for ITA. Dell OpenManage Essentials provides improved capabilities such as:

- Discovering and inventoring the systems.

- Monitoring systems' health.
- Viewing and managing system alerts.
- Performing system updates.
- Viewing hardware inventory and compliance reports.

For more information regarding Dell OpenManage Essentials, contact your service provider.

Accessing documents from Dell support site

You can access the required documents in one of the following ways:

- Using the following links:
 - For all Enterprise Systems Management documents — dell.com/softwaresecuritymanuals
 - For Enterprise Systems Management documents — dell.com/openmanagemanuals
 - For Remote Enterprise Systems Management documents — dell.com/esmmanuals
 - For OpenManage Connections Enterprise Systems Management documents — dell.com/OMConnectionsEnterpriseSystemsManagement
 - For Serviceability Tools documents — dell.com/serviceabilitytools
 - For Client Systems Management documents — dell.com/clientsystemsmanagement
 - For OpenManage Connections Client Systems Management documents — dell.com/connectionsclientsystemsmanagement
- From the Dell Support site:
 - a. Go to dell.com/support/home.
 - b. Under **General support** section, click **Software & Security**.
 - c. In the **Software & Security** group box, click the required link from the following:
 - **Enterprise Systems Management**
 - **Remote Enterprise Systems Management**
 - **Serviceability Tools**
 - **Client Systems Management**
 - **Connections Client Systems Management**
 - d. To view a document, click the required product version.
- Using search engines:
 - Type the name and version of the document in the search box.


Other Documents You May Need

In addition to this guide, you can access the following guides available at dell.com/support/home.

- The *Dell Systems Software Support Matrix* provides information about the various Dell systems, the operating systems supported by these systems, and the Dell OpenManage components that can be installed on these systems.
- The *Dell OpenManage Server Administrator Installation Guide* contains instructions to help you install Dell OpenManage Server Administrator.
- The *Dell OpenManage Management Station Software Installation Guide* contains instructions to help you install Dell OpenManage management station software that includes Baseboard Management Utility, DRAC Tools, and Active Directory Snap-In.

- The *Dell OpenManage Server Administrator SNMP Reference Guide* documents the Simple Network Management Protocol (SNMP) management information base (MIB). The SNMP MIB defines variables that extend the standard MIB to cover the capabilities of systems management agents.
- The *Dell OpenManage Server Administrator CIM Reference Guide* documents the Common Information Model (CIM) provider, an extension of the standard management object format (MOF) file. The CIM provider MOF documents supported classes of management objects.
- The *Dell OpenManage Server Administrator Messages Reference Guide* lists the messages that are displayed in your **Server Administrator** home page Alert log or on your operating system's event viewer. This guide explains the text, severity, and causes of each Instrumentation Service Alert message that Server Administrator issues.
- The *Dell OpenManage Server Administrator Command Line Interface User's Guide* documents the complete command-line interface for Server Administrator, including an explanation of CLI commands to view system status, access logs, create reports, configure various component parameters, and set critical thresholds.
- The *Integrated Dell Remote Access Controller User's Guide* provides detailed information on configuring and using the iDRAC.
- The *Dell Chassis Management Controller User's Guide* provides detailed information on installing, configuring and using CMC.
- The *Dell Online Diagnostics User's Guide* provides complete information on installing and using Online Diagnostics on your system.
- The *Dell OpenManage Baseboard Management Controller Utilities User Guide* provides additional information about using Server Administrator to configure and manage your system's BMC.
- The *Dell OpenManage Server Administrator Storage Management User's Guide* is a comprehensive reference guide for configuring and managing local and remote storage attached to a system.
- The *Dell Remote Access Controller RACADM User's Guide* provides information about using the RACADM command-line utility.
- The *Dell Remote Access Controller 5 User's Guide* provides complete information about installing and configuring a DRAC 5 controller and using DRAC 5 to remotely access an inoperable system.
- The *Dell Update Packages User's Guide* provides information about obtaining and using Dell Update Packages as part of your system update strategy.
- The *Dell OpenManage Server Update Utility User's Guide* provides information about obtaining and using the Server Update Utility (SUU) to update your Dell systems or to view the updates available for any systems listed in the Repository.
- The *Dell Management Console User's Guide* has information about installing, configuring, and using Dell Management Console. Dell Management Console is a Web-based systems management software that enables you to discover and inventory devices on your network. It also provides advanced functions, such as health and performance monitoring of networked devices and patch management capabilities for Dell systems.
- The *Dell OpenManage Essentials User's Guide* has information about installing, configuring, and using Dell OpenManage Essentials. OpenManage Essentials is a hardware management application that provides a comprehensive view of Dell systems, devices, and components in the enterprise's network.
- The *Dell Lifecycle Controller User Guide* provides information on setting up and using the Unified Server Configurator to perform systems and storage management tasks throughout your system's lifecycle. You can use the Unified Server Configurator to deploy an operating system, configure a Redundant Array of Independent Disks (RAID), and run diagnostics to validate the system and attached hardware. Remote Services capabilities enable automated system platform discovery by management consoles and enhance remote operating system deployment capabilities. These capabilities are exposed through the web services based hardware management interface provided by the Lifecycle Controller firmware.

Contacting Dell





 **NOTE:** If you do not have an active Internet connection, you can find contact information on your purchase invoice, packing slip, bill, or Dell product catalog.

Dell provides several online and telephone-based support and service options. Availability varies by country and product, and some services may not be available in your area. To contact Dell for sales, technical support, or customer service issues:

1. Go to **dell.com/support**.
2. Select your support category.
3. Verify your country or region in the **Choose a Country/Region** drop-down list at the bottom of the page.
4. Select the appropriate service or support link based on your need.

Ports

The following tables list the ports used by the Dell OpenManage systems management software, standard operating system services and other agent applications.

-  **NOTE:** Ports with the correct configuration are necessary to allow Dell OpenManage systems management software to connect to a remote device through firewalls.
-  **NOTE:** The systems management software version mentioned indicates the minimum version of the product required to use that port.
-  **NOTE:** CIM ports are dynamic. See the Microsoft knowledge base at support.microsoft.com for information on CIM port usage.
-  **NOTE:** If you are using a firewall, you must open all ports listed in the following tables to ensure that Dell OpenManage applications function correctly.

Dell OpenManage Essentials

Management Stations

Table 1. Supported Protocols and Ports on Management Stations

Port Number	Protocol	Port Type	Maximum Encryption Level	Direction	Usage
25	SMTP	TCP	None	In/Out	Optional e-mail alert action
162	SNMP	UDP	None	In	Event reception through SNMP
1433	Proprietary	TCP	None	In/Out	Optional remote SQL server access
2607	HTTPS	TCP	128 - bit SSL	In/Out	Web GUI
1278	HTTP	TCP	None	In/Out	To launch OME console over HTTP

Managed Nodes

Table 2. Supported Protocols and Ports on Managed Nodes

Port Number	Protocol	Port Type	Maximum Encryption Level	Direction	Usage
22	SSH	TCP	128 - bit	In/Out	Contextual application launch – SSH client Remote

Port Number	Protocol	Port Type	Maximum Encryption Level	Direction	Usage
					software updates to Server Administrator— for systems supporting Linux operating systems Performance monitoring in Linux systems
80	HTTP	TCP	None	In/Out	Contextual application launch— PowerConnect console
135	RPC	TCP/ UDP	None	In/Out	Remote software update transfer to Server Administrator— for systems supporting Windows operating systems Remote Command Line — for systems supporting Windows operating systems
139	NetBIOS	TCP	None	In/Out	Remote Software Update (for Windows operating systems)
161	SNMP	UDP	None	In/Out	SNMP query management
443	Proprietary/ WSMAN	TCP	None	In/Out	iDRAC/OMSA communication

Port Number	Protocol	Port Type	Maximum Encryption Level	Direction	Usage
623	RMCP	UDP	None	In/Out	IPMI access through LAN
1433	Proprietary	TCP	None	In/Out	Optional remote SQL server access
3389	RDP	TCP	128 - bit SSL	In/Out	Contextual application launch— Remote desktop to Windows terminal services
6389	Proprietary	TCP	None	In/out	EMC storage discovery and inventory. Enables communication between a host system (through NaviCLI/ NaviSec CLI or Navisphere host agent) and a Navisphere Array Agent on a Storage system

Dell Chassis Management Controller


Table 3. Supported Protocols and Ports

Port Number	Protocols	Port Type	Maximum Encryption Level	Direction	Usage	Configurable
20	FTP	TCP	None	Out	FTP data client	No
21	FTP	TCP	None	Out	FTP command client	No
22	SSH	TCP	128-bit	In	SSH server	Yes

Port Number	Protocols	Port Type	Maximum Encryption Level	Direction	Usage	Configurable
23	Telnet	TCP	None	In	Telnet server	Yes
25	SMTP	TCP	None	Out	SMTP client	No
53	DNS	TCP	None	Out	DNS client	No
67*	DHCP	UDP	None	Out	DHCP client	No
68*	DHCP	UDP	None	In	DHCP client	No
69	TFTP	UDP	None	Out	TFTP client	No
80	HTTP	TCP	None	In	HTTP server	Yes
161	SNMP	UDP	None	In	SNMP Agent (server)	No
162	SNMP	UDP	None	Out	SNMP trap client	No
443	HTTPS	TCP	128-bit	In	HTTPS server	Yes
514	Syslog	TCP	None	Out	Syslog client	Yes
636	LDAP	TCP	SSL	Out	LDAPS, Active Directory client	Yes
3269	LDAP	TCP	None	Out	Active Directory client	No

* When a DHCP client connects to a DHCP server, the source port is 68 and the destination port is 67. When the DHCP server responds to the DHCP client, the source port is 67 and destination port is 68. The CMC acts as a DHCP client.

OpenManage Integration for VMware vCenter

 **NOTE:** When deploying the Server Administrator agent using the Fix non-compliant vSphere hosts link available from the Compliance window in the Dell Management Center, the OpenManage Integration for VMware vCenter starts the http Client service and enables port 8080 on and releases after ESXi 5.0 to download OMSA VIB and install it. Once the OMSA installation is completed, the service automatically stops and the port is closed.

Virtual Appliance

Table 4. Supported Protocols and Ports on Virtual Appliance

Port Number	Protocols	Port Type	Maximum Encryption Level	Direction	Usage	Configurable
21	FTP	TCP	None	Out	FTP command client	No
53	DNS	TCP	None	Out	DNS client	No
80	HTTP	TCP	None	Out	Dell Online Data Access	No
80	HTTP	TCP	None	In	Administration Console	No
162	SNMP Agent	UDP	None	In	SNMP Agent (server)	No
443	HTTPS	TCP	128-bit	In	HTTPS server	No
443	WSMAN	TCP	128-bit	In/Out	iDRAC/OMSA communication	No
4433	HTTPS	TCP	128-bit	In	Auto Discovery	No
2049	NFS	UDP/TCP	None	All	Public Share	No
4001-4004	NFS	UDP/TCP	None	All	Public Share	No
5432	Postgres	TCP	128-bit	All	PostgreSQL	No
11620	SNMP Agent	UDP	None	In	SNMP Agent (server)	No

Managed Nodes

Table 5. Supported Protocols and Ports on Managed Nodes

Port Number	Protocols	Port Type	Maximum Encryption Level	Direction	Usage	Configurable
50	RMCP	UDP/TCP	128-bit	Out	Remote Mail Check Protocol	No
51	IMP	UDP/TCP	None	N/A	IMP Logical Address Maintenance	No

Port Number	Protocols	Port Type	Maximum Encryption Level	Direction	Usage	Configurable
68	BOOTP	UDP	None	Out	Bootstrap Protocol Client	No
69	TFTP	UDP	128-bit	All	Trivial File Transfer	No
111	NFS	UDP/TCP	128-bit	In	SUN Remote Procedure Call (Portmap)	No
162, 11620	SNMP	UDP	None	Out	Hardware Events	No
443	WSMAN	TCP	128-bit	In	iDRAC/OMSA communication	No
443	HTTPS	TCP	128-bit	IN	HTTPS server	No
631	IPP	UDP/TCP	None	Out	Internet Printing Protocol (IPP)	No
4433	HTTPS	TCP	128-bit	Out	Auto Discovery	No
2049	NFS	UDP	None	All	Public Share	No
4001-4004	NFS	UDP	None	All	Public Share	No
5353	mDNS	UDP/TCP		All	Multicast DNS	No
8080	HTTPS	TCP		In	HTTP server; downloads the OMSA VIB and fixes non-compliant vSphere hosts	No

Dell OpenManage Server Administrator

Table 6. Supported Protocols and Ports

Port Number	Protocols	Port Type	Direction	Usage	Configurable
22	SSH	TCP	In/Out	Remote Server Administrator Command Line	Yes

Port Number	Protocols	Port Type	Direction	Usage	Configurable
				(for IT Assistant or Dell OpenManage Essentials). Remote Software Update feature (for Linux operating systems.)	
25	SMTP	TCP	In/Out	Optional e-mail alert messages from Server Administrator	No
135	RPC	TCP/	In/Out	CIM management queries	No
135	RPC	TCP/	In/Out	Remote Server Administrator Command Line (for IT Assistant or Dell OpenManage Essentials). Remote software update feature (for Windows operating systems.)	No
139	NetBIOS	TCP	In/Out	Remote Server Administrator Command Line (for IT Assistant or Dell OpenManage Essentials). Remote Software Update (for Windows operating systems.)	No
161	SNMP	UDP	In/Out	SNMP query management	No

Port Number	Protocols	Port Type	Direction	Usage	Configurable
162	SNMP	UDP	Out	SNMP trap event	No
443	HTTPS	TCP	In/Out	Remote Management using Web Server to connect to OpenWSMAN/ WinRM)	Yes
445	NetBIOS	TCP	In/Out	Remote software updates to Server Administrator (for Windows operating systems.)	No
1311	HTTPS	TCP	In/Out	Web GUI	Yes
1311	HTTPS	TCP	In/Out	Server Administrator Web GUI	Yes
1024 -65535	DCOM	TCP/UDP	In/Out	CIM/WMI query management	Yes

Dell OpenManage Storage Management

Table 7. Supported Protocols and Ports

Port Number	Protocol	Port Type	Direction	Usage	Configurable
5554	TCP	TCP	In/Out	Personal agent to transfer data between LSI IDE solution server and client	No

Dell Command | Monitor (Dell OpenManage Client Instrumentation)

Table 8. Supported Protocols and Ports

Port Number	Protocols	Port Type	Version	Maximum Encryption Level	Direction	Usage	Configurable
20	HTTP and FTP	TCP	7.x	None	In/Out	Flash BIOS communication	No
21	HTTP and FTP	TCP	7.x	None	In/Out	Flash BIOS communication	No
80	HTTP and FTP	TCP	7.x	None	In/Out	Flash BIOS communication	No
135	DCOM	TCP/UDP	7.x, 8.x	None	In/Out	Monitoring and configuration through WMI	No
135	DCOM	TCP	7.x, 8.x	None	Out	Event transmission through WMI	No
161	SNMP	UDP	8.1	None	In/Out	SNMP query management	No
162	SNMP	UDP	8.1	None	Out	SNMP trap event	No
1024-65535 (Dynamically assigned)	DCOM	TCP/UDP	7.x, 8.x	None	In/Out	Monitoring and configuration through WMI	

Dell OpenManage Baseboard Management Utility

Table 9. Supported Protocols and Ports

Port Number	Protocols	Port Type	Version	Maximum Encryption Level	Direction	Usage	Configurable
623	Telnet	TCP	1.x	None	In/Out	Accepts incoming Telnet connections	Yes
623	RMCP	UDP	1.x	None	In/Out	Basic BMC commands : server status, power up/down, and so on.	No
623	RMCP	UDP	1.x	None	In/Out	Basic BMC commands and console redirection	No

Dell Management Console

Table 10. Supported Protocols and Ports

Port Number	Protocol	Port Type	Version	Maximum Encryption Level	Direction	Usage	Configurable
22	SSH	TCP	1.x – 2.0.3	128-bit	None	SSH client Remote software updates to Server Administrator—for systems supporting Linux operating systems Performance monitoring in Linux systems	Yes
23	Telnet	TCP	1.x – 2.0.3	None	In/Out	Telnet to Linux device	No

Port Number	Protocol	Port Type	Version	Maximum Encryption Level	Direction	Usage	Configurable
25	SMTP	TCP	1.x – 2.0.3	None	In/Out	Optional e-mail alert action from Dell Management Console	No
67,68, 69, 4011	PXE	UDP				PXE and DHCP	
68	UDP	UDP	1.x – 2.0.3	None	In/Out	Wake-on-LAN	Yes
53, 80, 135, 137, 139, 150, 1433, 2500		TCP				Symantec Console – Console using a remote computer	
80	HTTP	TCP	1.x – 2.0.3	None	In/Out	Application launch— PowerConnect Console	No
135, 137, 139, 445		TCP/UDP				Non-HTTP communications (for example, client package download using UNC)	
135	RPC/DCOM	TCP/UDP	1.x – 2.0.3	None	In/Out	WMI/CIM management queries	No
138		UDP				NS client installation	
161	SNMP	UDP	1.x – 2.0.3	None	In/Out	SNMP query management	No
162	SNMP	UDP	1.x – 2.0.3	None	In/Out	SNMP Event Reception and Trap Forwarding	No
389	LDAP	TCP	1.x – 2.0.3	128-bit	In/Out	Domain authentication for IT Assistant log on	No
401-402		TCP/UDP			In/Out	Deployment Solution: is	

Port Number	Protocol	Port Type	Version	Maximum Encryption Level	Direction	Usage	Configurable
						used to tickle the Aclient	
443	Proprietary / Symantec Agent, WSMAN	TCP	1.x – 2.0.3	None	In/Out	EMC storage discovery and inventory, Symantec Agent after installation	No
445		UDP				Non-HTTP communications (for example, client package download using UNC)	
623	RMCP	UDP	1.x – 2.0.3	None	In/Out	IPMI, WS-MAN, and ASF management	No
664	RMCP	UDP			In/Out	Secure ASF management	Yes
1010	PXE	TCP				Deployment Solution: PXE configuration to talk with PXE configuration Service	
1011		TCP				Monitor Solution	
2070-2073, 1758, 1759	PXE	UDP				Deployment Solution: PXE for TFPT and MTFTP transfer of PXE image	
3389	RDP	TCP	1.x – 2.0.3	128-bit SSL	In/Out	Application launch— Remote desktop to Windows terminal services	Yes
3829, 4949, 4950, 4951		TCP				Used by Symantec Deployment	

Port Number	Protocol	Port Type	Version	Maximum Encryption Level	Direction	Usage	Configurable
						Solutions and PCT Real Time to communicate between PCTWiz and RTDestAgent and to search for RTDestAgent	
4952		TCP				Deployment Solutions communication used for managing the connection drops	
6389	Proprietary	TCP	1.x – 2.0.3	None	In/Out	Enables communication between a host system (through NaviCLI/ NaviSecCLI or Navisphere Host Agent) and a Navisphere Array Agent on a storage system	No
8080						Deployment Solutions Web Console	
16992					Out	AMT management unsecure	No
16993					Out	AMT management secure	No
16994					Out	AMT management redirection	No

Port Number	Protocol	Port Type	Version	Maximum Encryption Level	Direction	Usage	Configurable
						service unsecure	
16995					Out	AMT management redirection service secure	No
50120-50124						Task Server	
52028, 52029		TCP				NS Client Multicast	
1024 - 65535	DCOM	TCP/UDP	Unknown	None	In/Out	WMI query management (random port)	OS - msdn.microsoft.com/enus/library/ms809327.aspx

Dell OpenManage Powercenter

Management Stations

Table 11. Supported Protocols and Ports on Management Stations

Port Number	Protocol	Port Type	Maximum Encryption Level	Direction	Usage
6443	Postgres	TCP	None	All	PostgreSQL
8643	HTTPS	TCP	256 bit AES	In/Out	Web GUI
25	SMTP	TCP	None	In/Out	E-mail alert action
162	SNMP Trap	UDP	None	In/Out	SNMP Event Reception and Trap Forwarding

Managed Nodes

Table 12. Supported Protocols and Ports on Managed Nodes

Port Number	Protocol	Port Type	Maximum Encryption Level	Direction	Usage
161	SNMP Agent	UDP	56 bit DES	In/Out	SNMP query management
443	WSMAN	TCP	256 bit AES	In/Out	Chassis communication
623	RMCP/RMCP+	UDP	128 bit AES	In/Out	IPMI access over LAN

iDRAC8

Table 13. Supported Protocols and Ports

Port Number	Protocols	Configurable
22	SSH	Yes
23	Telnet	Yes
25	SMTP	Yes
53	DNS	No
68	DHCP-assigned IP address	No
69	TFTP	No
80	HTTP	Yes
123	NTP	No
161	SNMP Agent	No
162	SNMP trap	Yes
443	HTTPS	Yes
445	Common Internet File System (CIFS)	No
623	RMCP/ RMCP+	Yes
636	LDAP Over SSL (LDAPS)	No
2049	Network File System (NFS)	No
3269	LDAPS for Global Catalog (GC)	No

Port Number	Protocols	Configurable
5900	Virtual Console Keyboard and mouse redirection, Virtual Media, Virtual Folders, Remote File Share	Yes
5901	Virtual Network Computing (VNC)	Yes

iDRAC7 and iDRAC8

Table 14. Supported Protocols and Ports – Ports iDRAC Listens for Connections

Port Number	Protocols	Configurable
22	SSH	Yes
23	Telnet	Yes
80	HTTP	Yes
161	SNMP Agent	No
443	HTTPS	Yes
623	RMCP/ RMCP+	Yes
5900	Virtual Console Keyboard and mouse redirection, Virtual Media, Virtual Folders, Remote File Share	Yes
5901	Virtual Network Computing (VNC)	Yes

Table 15. Supported Protocols and Ports – Ports iDRAC Uses as Client

Port Number	Protocols	Configurable
25*	SMTP	Yes
53	DNS	No
68	DHCP-assigned IP address	No
69	TFTP	No
123	NTP	No
162*	SNMP trap	Yes
445	Common Internet File System (CIFS)	No
636	LDAP Over SSL (LDAPS)	No
2049	Network File System (NFS)	No
3269	LDAPS for Global Catalog (GC)	No

* – SNMP and SMTP ports can be configured, if the firmware version is 1.5x.5x or greater.

iDRAC6 for Rack and Tower Servers

Table 16. Supported Protocols and Ports

Port Number	Protocols	Configurable
22	SSH	Yes
23	Telnet	Yes
25	SMTP	No
53	DNS	No
68	DHCP-assigned IP address	No
69	TFTP	No
80	HTTP	Yes
161	SNMP Agent	No
162	SNMP Trap	No
443	HTTPS	Yes
623	RMCP/RMCP+	No
636	LDAPS	No
5900	Virtual Console/Virtual Media	Yes
3269	LDAPS for global catalog (GC)	No

iDRAC for Blade Servers

Table 17. Supported Protocols and Ports

Port Number	Protocols	Port Type	Version	Maximum Encryption Level	Direction	Usage	Configurable
22	Secure Shell (SSH)	TCP	1.30	128-bit SSL	In/Out	Secure CLI management	Yes
23	Telnet	TCP	1.0	None	In/Out	Optional Telnet-based CLI management	Yes
25	SMTP	TCP	1.0	None	In/Out	Optional e-mail alert messages	No
53	DNS	UDP	1.0	None	In/Out	Dynamic DNS registration of host name	No

Port Number	Protocols	Port Type	Version	Maximum Encryption Level	Direction	Usage	Configurable
						assigned within DRAC	
68	DHCP-assigned IP address	UDP	1.0	None	In/Out	DHCP assigned IP address	No
69	TFTP	UDP	1.0	None	In/Out	Firmware update through Trivial FTP	No
80	HTTP	TCP	1.0	None	In/Out	Redirected to HTTPS	Yes
162	SNMP traps	UDP	1.0	None	Out	SNMP trap event	No
443	HTTPS	TCP	1.0	128-bit SSL	In/Out	Web management GUI	Yes
623	RMCP/RMCP+	UDP	1.0	128-bit SSL	In/Out	IPMI over LAN	No
636	LDAPS	TCP	1.0	128-bit SSL	In/Out	Optional ADS authentication	No
3269	LDAPS for global catalog (GC)	TCP	1.0	128-bit SSL	In/Out	Optional ADS authentication	No
3668, 3669	Virtual Media Service	TCP	1.0	None-SSL	In/Out	For the Virtual Media transfer	Yes
3670, 3671	Virtual Media Secure Service	TCP	1.0	SSL	In/Out	For Virtual Media redirection and transfer	Yes
5900	Console Redirection keyboard/mouse	TCP	1.0	None-SSL	In/Out	For mouse and keyboard redirection	Yes
5901	Console Redirection video	TCP	1.0	None-SSL	In/Out	For video redirection	Yes

iDRAC6 Enterprise for Blade Servers

Table 18. Supported Protocols and Ports

Port Number	Protocols	Port Type	Version	Maximum Encryption Level	Direction	Usage	Configurable
22	SSH	TCP	1.30	128-bit SSL	In/Out	Secure CLI management	Yes
23	Telnet	TCP	1.0	None	In/Out	Optional Telnet-based CLI management	Yes
25	SMTP	TCP	1.0	None	In/Out	Optional e-mail alert messages	No
53	DNS	UDP	1.0	None	In/Out	Dynamic DNS registration of host name assigned within DRAC	No
68	DHCP-assigned IP address	UDP	1.0	None	In/Out	DHCP assigned IP address	No
69	TFTP	UDP	1.0	None	In/Out	Firmware update through Trivial FTP	No
80	HTTP	TCP	1.0	None	In/Out	Redirected to HTTPS	Yes
162	SNMP trap	UDP	1.0	None	Out	SNMP trap event	No
443	HTTPS	TCP	1.0	128-bit SSL	In/Out	Web management CLI	Yes
623	RMCP/RMCP+	UDP	1.0	128-bit SSL	In/Out	IPMI over LAN	No

Port Number	Protocols	Port Type	Version	Maximum Encryption Level	Direction	Usage	Configurable
636	LDAPS	TCP	1.0	128-bit SSL	In/Out	Optional ADS authentication	No
3269	LDAPS for global catalog (GC)	TCP	1.0	128-bit SSL	In/Out	Optional ADS authentication	No
3668, 3669	Virtual Media Service	TCP	1.0	Non-SSL	In/Out	For Virtual Media transfer	No
3670, 3671	Virtual Media Secure Service	TCP	1.0	SSL	In/Out	For Virtual Media redirection and transfer	No
5900	Console Redirection keyboard/mouse	TCP	1.0	Non-SSL	In/Out	For mouse and keyboard redirection	Yes
5901	Console Redirection video	TCP	1.0	Non-SSL	In/Out	For video redirection	Yes

Dell Remote Access Configuration Tool (DRACT)

Table 19. Supported Protocols and Ports

Port Number	Protocols	Port Type	Version	Maximum Encryption Level	Direction	Usage	Configurable
443	HTTPS	TCP	1.0	128-bit SSL	In/Out	Web management GUI and remote racadm CLI utility	No

Digital KVM

Table 20. Supported Protocols and Ports

Port Number	Protocols	Port Type	Version	Maximum Encryption Level	Direction	Usage	Configurable
2068	Proprietary	TCP	1.0	128-bit SSL	In/Out	Video redirection – keyboard/mouse	No
3668	Proprietary	TCP	1.0	None	In/Out	Virtual Media	No
8192	Proprietary	TCP	1.0	None	In/Out	Video redirection to client viewer	No

DRAC 5

Table 21. Supported Protocols and Ports

Port Number	Protocols	Port Type	Version	Maximum Encryption Level	Direction	Usage	Configurable
22	SSHv2	TCP	1.30	128-bit SSL	In/Out	Optional Secure Shell (SSH) CLI management	Yes
23	Telnet	TCP	1.0	None	In/Out	Optional Telnet CLI management	Yes
25	SMTP	TCP	1.0	None	In/Out	Optional e-mail alert messages	No
53	DNS	UDP	1.0	None	In/Out	Dynamic DNS registration of host name assigned	No

Port Number	Protocols	Port Type	Version	Maximum Encryption Level	Direction	Usage	Configurable
						within DRAC	
68	DHCP	UDP	1.0	None	In/Out	DHCP assigned IP address	No
69	TFTP	UDP	1.0	None	In/Out	Firmware update through Trivial FTP	No
80	HTTP	TCP	1.0	None	In/Out	Web GUI redirected to HTTPS	Yes
161	SNMP	UDP	1.0	None	In/Out	SNMP query management	No
162	SNMP	UDP	1.0	None	Out	SNMP trap event	No
443	HTTPS	TCP	1.0	128-bit SSL	In/Out	Web management GUI and remote racadm CLI utility	No
623	RMCP/RMCP+	UDP	1.0	128-bit SSL	In/Out	IPMI over LAN	No
636	LDAPS	TCP	1.0	128-bit SSL	In/Out	Optional ADS authentication	No
3269	LDAPS for global catalog (GC)	TCP	1.0	128-bit SSL	In/Out	Optional ADS authentication	No
3668	Proprietary	TCP	1.0	None	In/Out	Virtual Media Service	Yes
3669	Proprietary	TCP	1.0	128-bit SSL	In/Out	Virtual Media Secure Service	Yes

Port Number	Protocols	Port Type	Version	Maximum Encryption Level	Direction	Usage	Configurable
5900		TCP	1.0	128-bit SSL	Out	Console Redirection: keyboard/mouse	Yes
5901		TCP	1.0	128-bit SSL	In	Console Redirection: Video	Yes

DRAC 4

Table 22. Supported Protocols and Ports

Port Number	Protocols	Port Type	Version	Maximum Encryption Level	Direction	Usage	Configurable
22	SSHv2	TCP	1.30	128-bit	In/Out	Optional Secure Shell (SSH) CLI management	Yes
23	Telnet	TCP	1.0	None	In/Out	Optional Telnet CLI management	Yes
25	SMTP	TCP	1.0	None	In/Out	Optional e-mail alert messages	No
53	DNS	UDP	1.20	None	In/Out	Dynamic Domain name server (DNS) registration of the host name assigned within DRAC	No
68	DHCP	UDP	1.0	None	In/Out	DHCP assigned IP address	No

Port Number	Protocols	Port Type	Version	Maximum Encryption Level	Direction	Usage	Configurable
69	TFTP	UDP	1.0	None	In/Out	Firmware update through Trivial FTP	No
80	HTTP	TCP	1.0	None	In/Out	Web GUI redirected to HTTPS	Yes
161	SNMP Agent	UDP	1.0	None	In/Out	SNMP query management	No
162	SNMP	UDP	1.0	None	Out	SNMP trap event	No
443	HTTPS	TCP	1.0	128-bit SSL	In/Out	Web management GUI and remote RACADM CLI utility	Yes
636	LDAP	TCP	1.0	128-bit SSL	In/Out	Optional Active Directory Services (ADS) authentication	No
3269	LDAP for global catalog (GC)	TCP	1.0	128-bit SSL	In/Out	Optional ADS authentication	No
3668	Proprietary	TCP	1.0	None	In/Out	CD or diskette virtual media service	Yes
5869	Proprietary	TCP	1.0	None	In/Out	Remote RACADM spcmp server	No
5900	Proprietary	TCP	1.0	128bit RC4, Keyboard/	In/Out	Console redirection	Yes

Port Number	Protocols	Port Type	Version	Maximum Encryption Level	Direction	Usage	Configurable
				mouse traffic only			

DRAC/MC

Table 23. Supported Protocols and Ports

Port Number	Protocols	Port Type	Version	Maximum Encryption Level	Direction	Usage	Configurable
23	Telnet	TCP	1.0	None	In/Out	Optional Telnet CLI management	Yes
25	SMTP	TCP	1.0	None	In/Out	Optional e-mail alert messages	No
53	DNS	UDP	1.0	None	In/Out	Dynamic DNS registration of host name assigned within DRAC	No
68	DHCP	UDP	1.0	None	In/Out	DHCP assigned IP address	No
69	TFTP	UDP	1.0	None	In/Out	Firmware update through Trivial FTP	No
80	HTTP	TCP	1.0	None	In/Out	Web GUI redirected to HTTPS	Yes
161	SNMP Agent	UDP	1.0	None	In/Out	SNMP query management	No
162	SNMP trap	UDP	1.0	None	Out	SNMP trap event	No

Port Number	Protocols	Port Type	Version	Maximum Encryption Level	Direction	Usage	Configurable
389	Active Directory authentication	TCP	1.0	None	In/Out	Optional ADS authentication	No
443	HTTPS	TCP	1.0	128-bit SSL	In/Out	Web management GUI and remote racadm CLI utility	No
636	Active Directory authentication	TCP	1.0	128-bit SSL	In/Out	Optional ADS authentication	No
3269	Active Directory authentication	TCP	1.0	128-bit SSL	In/Out	Optional ADS authentication	No

Free Manuals Download Website

<http://myh66.com>

<http://usermanuals.us>

<http://www.somanuals.com>

<http://www.4manuals.cc>

<http://www.manual-lib.com>

<http://www.404manual.com>

<http://www.luxmanual.com>

<http://aubethermostatmanual.com>

Golf course search by state

<http://golfingnear.com>

Email search by domain

<http://emailbydomain.com>

Auto manuals search

<http://auto.somanuals.com>

TV manuals search

<http://tv.somanuals.com>