


SMT Power Inductor

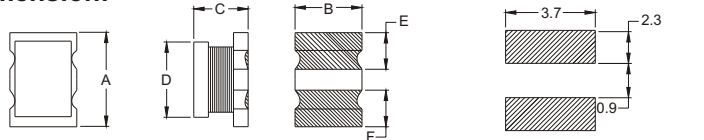
SIA4528 Type

Features

- RoHS compliant.
- Small size (4.5mm*3.2mm), low profile (2.8mm max. height) SMD type.
- Unshielded.
- Self-leads, suitable for high density mounting.
- High energy storage and low DCR.
- Provided with embossed carrier tape packing.
- Ideal for power source circuits, DC-DC converter, DC-AC inverters inductor application.
- In addition to the standard versions shown here, customized inductors are available to meet your exact requirements.



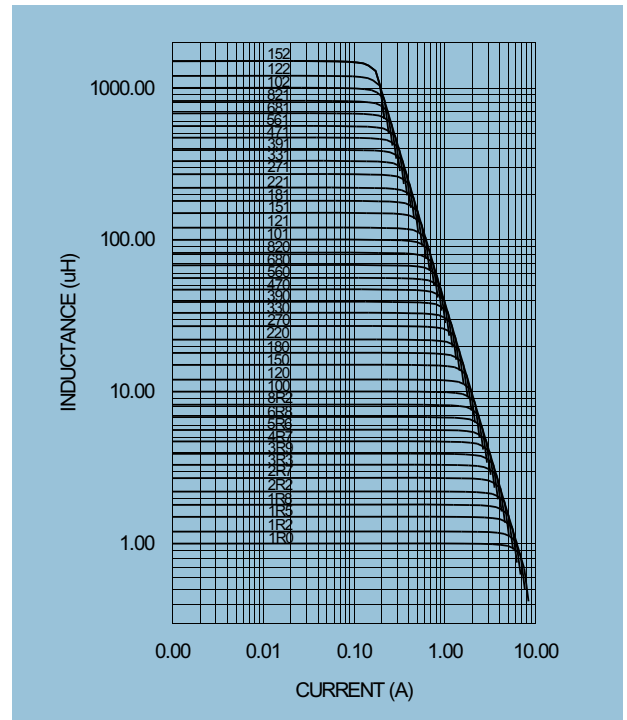
Mechanical Dimension:



UNIT:mm/inch
 A = 4.5 ± 0.3 / 0.177 ± 0.012
 B = 3.2 ± 0.2 / 0.126 ± 0.008
 C = 2.8 / 0.110 Max.
 D = 3.6 ± 0.2 / 0.142 ± 0.008
 E = 1.0 / 0.040 Min.
 F = 1.0 / 0.040 Min.

Electrical Characteristics: At 25°C: 1.0~390uH 1MHz, 0.1V 470~2200uH 1KHz, 1V

PART NO.	L ¹ (uH)	DCR (Ω) MAX	I _{rated} ² (Adc)
SIA4528 - 1R0	1.0	0.080	1.080
SIA4528 - 1R2	1.2	0.085	1.040
SIA4528 - 1R5	1.5	0.090	1.000
SIA4528 - 1R8	1.8	0.100	0.950
SIA4528 - 2R2	2.2	0.110	0.900
SIA4528 - 2R7	2.7	0.120	0.850
SIA4528 - 3R3	3.3	0.130	0.800
SIA4528 - 3R9	3.9	0.140	0.770
SIA4528 - 4R7	4.7	0.150	0.750
SIA4528 - 5R6	5.6	0.180	0.730
SIA4528 - 6R8	6.8	0.200	0.720
SIA4528 - 8R2	8.2	0.220	0.680
SIA4528 - 100	10.0	0.240	0.650
SIA4528 - 120	12.0	0.280	0.610
SIA4528 - 150	15.0	0.320	0.570
SIA4528 - 180	18.0	0.460	0.500
SIA4528 - 220	22.0	0.600	0.420
SIA4528 - 270	27.0	0.800	0.360
SIA4528 - 330	33.0	1.000	0.310
SIA4528 - 390	39.0	1.050	0.290
SIA4528 - 470	47.0	1.100	0.280
SIA4528 - 560	56.0	1.400	0.250
SIA4528 - 680	68.0	1.700	0.220
SIA4528 - 820	82.0	2.000	0.200
SIA4528 - 101	100.0	2.200	0.190
SIA4528 - 121	120.0	2.800	0.160
SIA4528 - 151	150.0	3.500	0.130
SIA4528 - 181	180.0	3.800	0.120
SIA4528 - 221	220.0	4.000	0.110
SIA4528 - 271	270.0	5.400	0.105
SIA4528 - 331	330.0	6.800	0.100
SIA4528 - 391	390.0	7.600	0.095
SIA4528 - 471	470.0	8.500	0.090
SIA4528 - 561	560.0	14.500	0.070
SIA4528 - 681	680.0	17.000	0.065
SIA4528 - 821	820.0	20.500	0.060
SIA4528 - 102	1000.0	25.000	0.050
SIA4528 - 122	1200.0	30.000	0.045
SIA4528 - 152	1500.0	37.000	0.040
SIA4528 - 182	1800.0	45.000	0.035
SIA4528 - 222	2200.0	50.000	0.030



1. Tolerance of inductance : M ± 20% (1.0~8.2uH) , N ± 10% (10~2200uH).
2. I_{rated} is the DC current which cause the inductance drop less than 10% of its nominal inductance without current and the surface temperature of the part increase less than 45°C.
3. Operating temperature: -20°C to 105°C (including self-temperature rise).



DELTA ELECTRONICS, INC.

(TAOYUAN PLANT CPBG) 252, SAN YING ROAD, KUEISAN INDUSTRIAL ZONE, TAOYUAN SHIEN, 333, TAIWAN, R.O.C.

TEL: 886-3-3591968; FAX: 886-3-3591991

<http://www.deltawww.com>

Free Manuals Download Website

<http://myh66.com>

<http://usermanuals.us>

<http://www.somanuals.com>

<http://www.4manuals.cc>

<http://www.manual-lib.com>

<http://www.404manual.com>

<http://www.luxmanual.com>

<http://aubethermostatmanual.com>

Golf course search by state

<http://golfingnear.com>

Email search by domain

<http://emailbydomain.com>

Auto manuals search

<http://auto.somanuals.com>

TV manuals search

<http://tv.somanuals.com>