
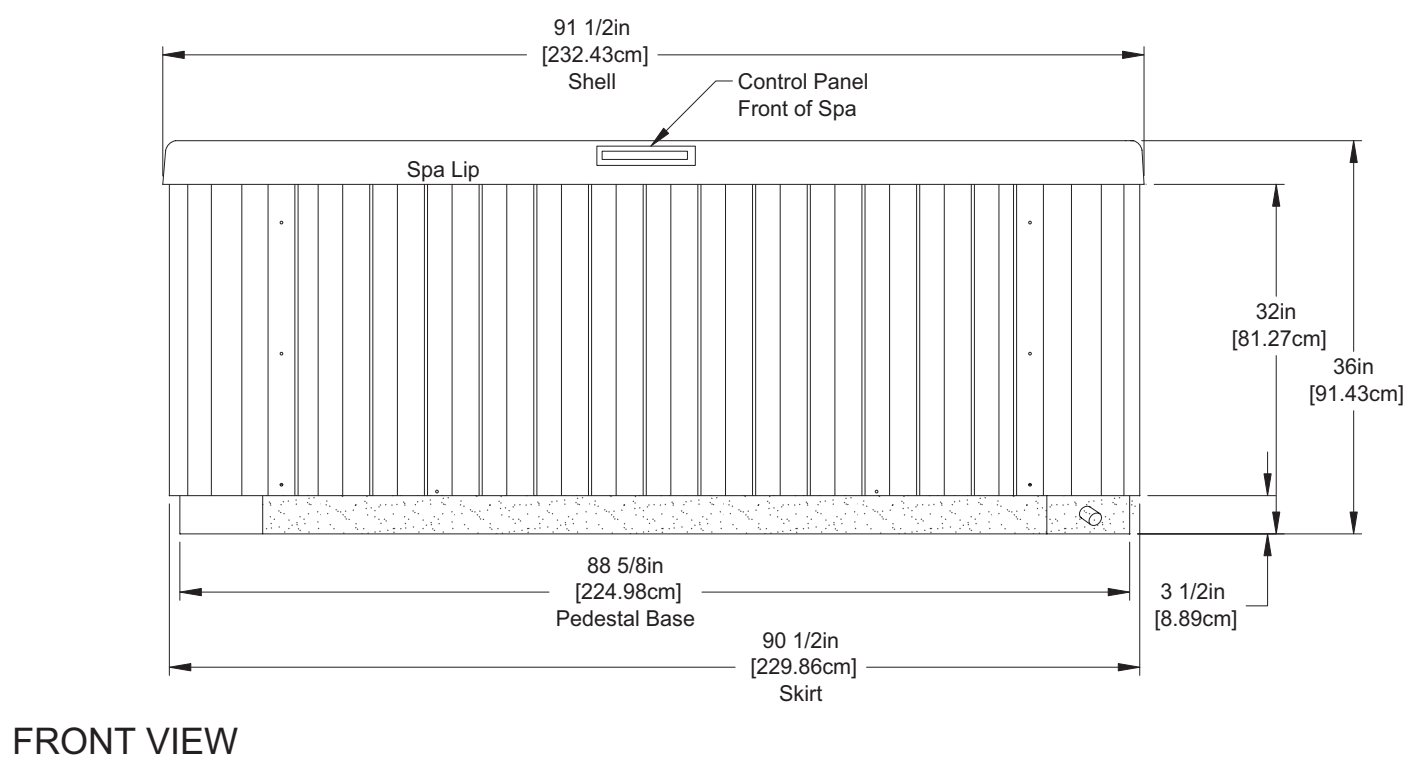
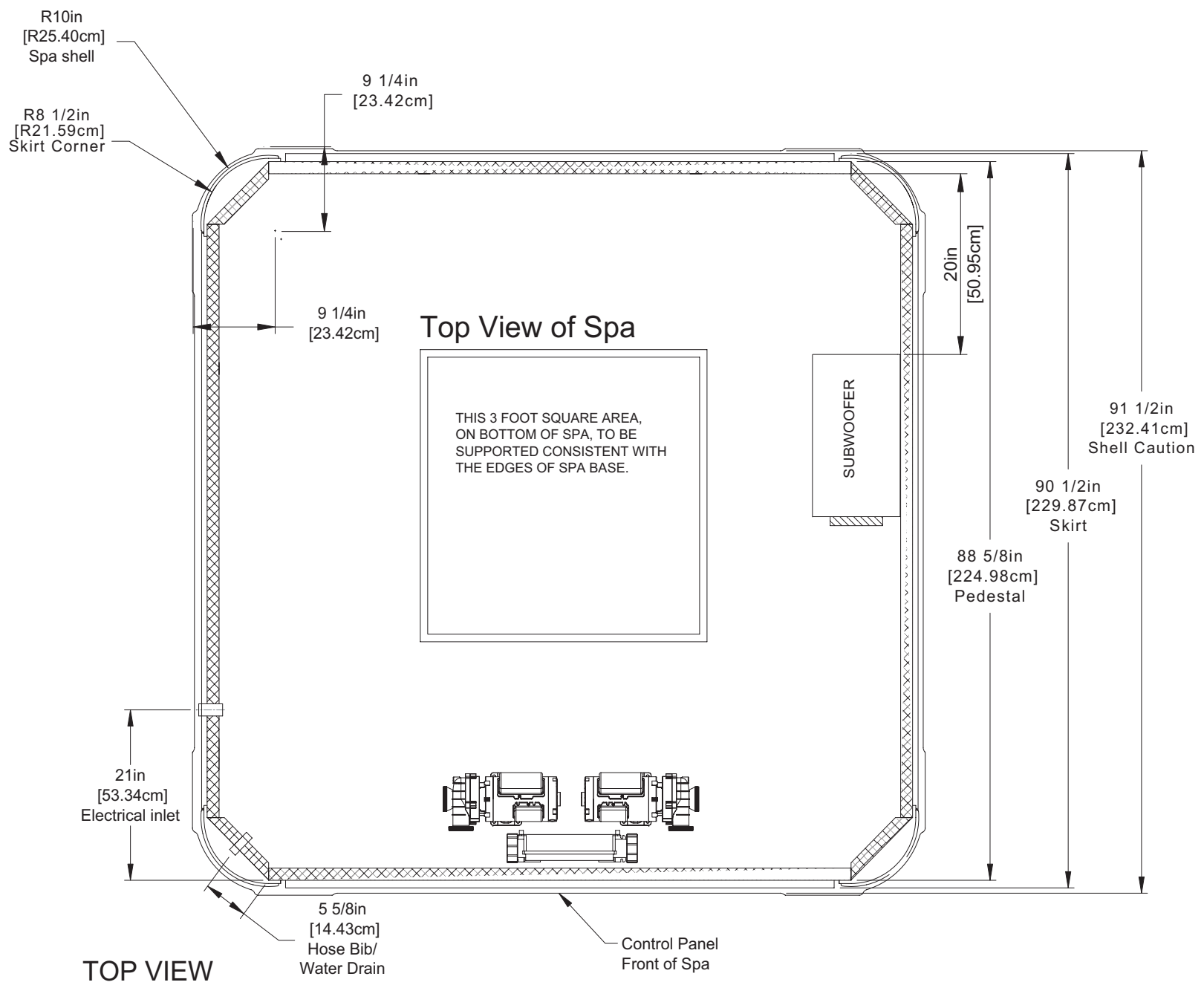


General		
Shape	Square	
Seating Capacity	6	
Shell Material	Granitex™ / Acrylic	
Dimensions	91 1/2" x 91 1/2" x 36" H / (233cm X 233cm x 91cm H)	
Corner Radii	9" (23 cm)	
Water Capacity	370 Gallons (1400 Liters)	
Dry Weight	814 lbs (369 kg)	
Shipping Weight	814 lbs (392 kg)	
Full Weight	3896 lbs (1767 kg)	
Skirt Material	Synthetic	
Poly Floor	Yes	
Water System		
Water Treatment System	n/a	
Plumbing Systems	4	
Filters/Coverage	1 / 75 sq. ft.	
Gate Valves	0	
VCR Jet® - Air Adjustable/Directional	2	
VCR Jet® - Rotator	3	
VCR Jet® - Dual Rotator	0	
VCR Jet® - Multi Port Spinner	0	
VCR Jet® - Mini Rotator	16	
VCR Jet® - Mini Directional	10	
VCR Jet® - Euro Directional	6	
VCR Jet® - Euro Rotator	5	
VCR Jet® - Mini Directional in NFJ	2	
Typhoon Jet	0	
Ozone Jet	1	
Heater Return Jet	0	
Pump Returns	4	
Diverter Valves	2	
Floor Drains	1	
Skimmer	8" Weir	
Special Features		
Dynamic Massage Sequencer w/ control panel	n/a	
NeckFlex® Jet Pillows	1	
Headrest Pillows	2	
Stereo system	Optional*	
Water Feature	Yes	
Water Feature Volume control	Yes	
Cup Holders	8	
Tactile Therapy	n/a	
Pump Information		
	Domestic (60Hz)	Export (50Hz)
Motor Size – Peak (Continuous) HP	3.6 (2.0) HP	3.6 (2.0) HP
Jet Pumps # of Pumps/Speed	One Dual & One single	One Dual & One single
Circulation pump	n/a	n/a
Fountain pump	n/a	n/a
Electrical System		
	Domestic (60Hz)	Export (50Hz)
Voltage	240	240
Amperage	40/30	1X16 / 2X16 / 1X32
Heater	4.0 KW	2.0 KW
Thermostat	Electronic	Electronic
Light	1 with optional LED	1 with optional LED
Control System	SSPA-1-D13	SSPA-1-D13-CE
Upper Control	Programmable Digital	Programmable Digital
Auxiliary Upper Control	No	No
Programmable	Yes	Yes



Note: 1. Subject to change without notice.
 2. Reference DOC-1322.

Venture Architectural Specification




Note: Subject to change without notice.

1. Stereo optional.
2. Engineering specs may differ slightly from brochure.
3. For E-Z lifter installation allow 18" clearances on the backside of the spa.
4. Alternative cabinets may add significant weight. Ask your dealer for exact details.

Caution:

Due to manufacturing tolerances there could be some minor differences between the actual spa and the drawing above. If site planning is critical to such tolerances, be sure to measure your actual spa.


Venture Plumbing Configuration



Note: Subject to change without notice.
1. Stereo optional.

- DV1 A =Diverter Valve 1 (A Position Clockwise)
- DV1 B =Diverter Valve 1 (B Position Counter Clockwise)
- DV1 C =Diverter Valve 1 (Neutral Position)
- DV2 A =Diverter Valve 2 (A Position Clockwise)
- DV2 B =Diverter Valve 2 (B Position Counter Clockwise)
- DV2 C =Diverter Valve 2 (Neutral Position)

Venture Jet Insert Designation



Note: Subject to change without notice.
1. Stereo optional.

Free Manuals Download Website

<http://myh66.com>

<http://usermanuals.us>

<http://www.somanuals.com>

<http://www.4manuals.cc>

<http://www.manual-lib.com>

<http://www.404manual.com>

<http://www.luxmanual.com>

<http://aubethermostatmanual.com>

Golf course search by state

<http://golfingnear.com>

Email search by domain

<http://emailbydomain.com>

Auto manuals search

<http://auto.somanuals.com>

TV manuals search

<http://tv.somanuals.com>